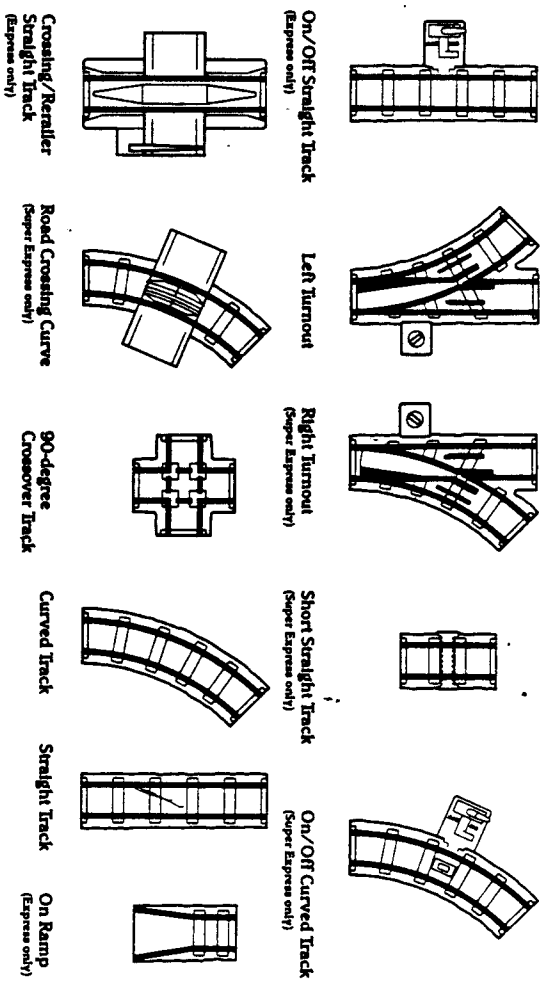


Enclosed are illustrations of just some of the many exciting track layout possibilities when you add Playskool Express Track Packs to your existing track. The illustrations are labeled either Playskool Express or Playskool Super Express, to indicate the train set for that track formation. Track Pack pieces are highlighted in the illustrations to indicate the pieces needed in addition to existing track from the Playskool Express or Super Express train sets. Also, a list of all track pieces needed to assemble the layout accompanies each illustration. You may have track pieces left over after completing some of these formations.

Here are the track pieces from the Express and Super Express train sets:



Here are the Track Packs available:

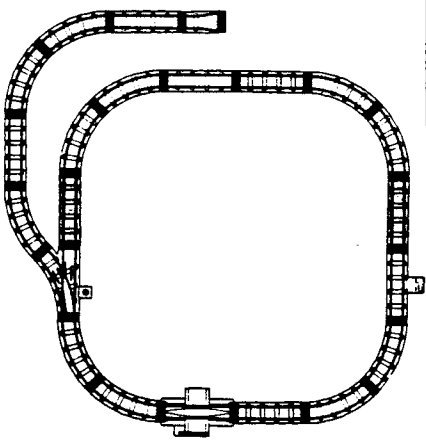
4 STRAIGHT TRACKS

1 LEFT TURNOUT TRACK, 1 RIGHT TURNOUT TRACK AND 1 SEMAPHORE SIGNAL

2 CURVED TRACKS, 2 SHORT STRAIGHT TRACKS AND 1 BLOCK SIGNAL

USE TRACK PACK CONTAINING:

4 STRAIGHT TRACKS

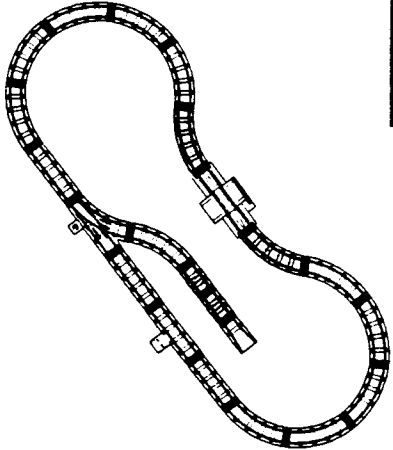


Track pieces needed for this layout:

- 7 - Straight Tracks
- 1 - On/Off Straight Track
- 1 - Crossing/Retailer Straight Track
- 11 - Curved Tracks
- 1 - Left Turnout
- 1 - On Ramp

USE TRACK PACK CONTAINING:

2 CURVED TRACKS, 2 SHORT STRAIGHT TRACKS AND 1 BLOCK SIGNAL



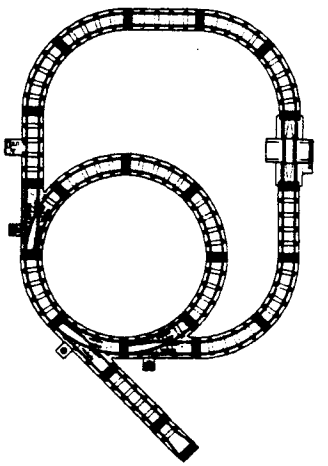
Track pieces needed for this layout:

- 13 - Curved Tracks
- 2 - Short Straight Tracks
- 3 - Straight Tracks
- 1 - Left Turnout
- 1 - On/Off Straight Track
- 1 - Crossing/Retailer Straight Track
- 1 - On Ramp

TRACK LAYOUT FOR THE PLAYSKOO EXPRESS

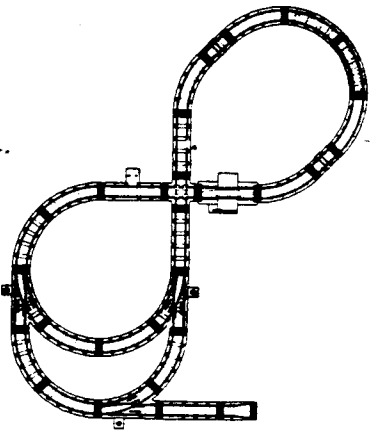
TRACK LAYOUT FOR THE PLAYSKOO EXPRESS

2150x



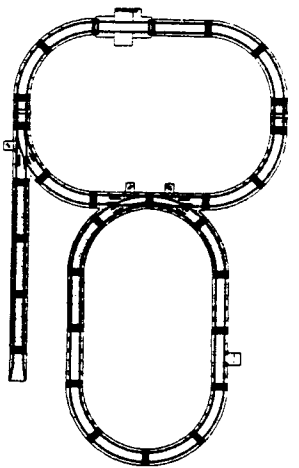
- Track pieces needed for this layout:
- 2 - Left Turnouts
 - 1 - Right Turnout
 - 1 - On/Off Straight Track
 - 1 - Crossing/Retailer Straight Track
 - 11 - Curved Tracks
 - 3 - Straight Tracks
 - 1 - On Ramp

TRACK LAYOUT FOR THE PLAYSKOO EXPRESS



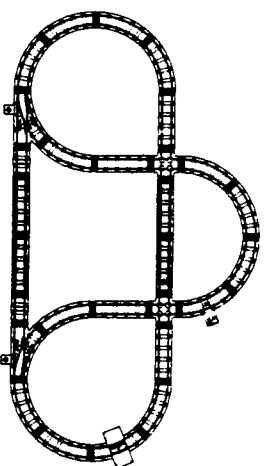
- Track pieces needed for this layout:
- 2 - Left Turnouts
 - 1 - Right Turnout
 - 13 - Curved Tracks
 - 2 - Short Straight Tracks
 - 3 - Straight Tracks
 - 1 - On/Off Straight Track
 - 1 - Crossing/Retailer Straight Track
 - 1 - 90-degree Crossover Track
 - 1 - On Ramp

TRACK LAYOUT FOR THE PLAYSKOO EXPRESS



- Track pieces needed for this layout:
- 2 - Left Turnouts
 - 1 - Right Turnout
 - 13 - Curved Tracks
 - 2 - Short Straight Tracks
 - 7 - Straight Tracks
 - 1 - On/Off Straight Track
 - 1 - Crossing/Retailer Straight Track
 - 1 - On Ramp

TRACK LAYOUT FOR THE PLAYSKOO EXPRESS



- Track pieces needed for this layout:
- 8 - Straight Tracks
 - 2 - Short Straight Tracks
 - 1 - On/Off Curved Track
 - 1 - Road Crossing Curve
 - 12 - Curved Tracks
 - 1 - Left Turnout
 - 1 - Right Turnout
 - 2 - 90-Degree Crossover Tracks

TRACK LAYOUT FOR THE PLAYSKOO SUPER EXPRESS

1 LEFT TURNOUT TRACK AND 1 SIGNAL

2 CURVED TRACKS, 2 SHORT STRAIGHT TRACKS AND 1 BLOCK SIGNAL

1 LEFT TURNOUT TRACK, 1 RIGHT TURNOUT TRACK AND 1 SIGNAL

4 STRAIGHT TRACKS

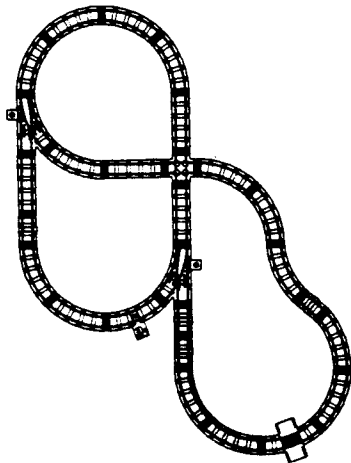
2 CURVED TRACKS, 2 SHORT STRAIGHT TRACKS AND 1 BLOCK SIGNAL

1 LEFT TURNOUT TRACK AND 1 SIGNAL

4 STRAIGHT TRACKS

USE TRACK PACK CONTAINING:

2 CURVED TRACKS
2 SHORT STRAIGHT TRACKS AND
1 BLOCK SIGNAL



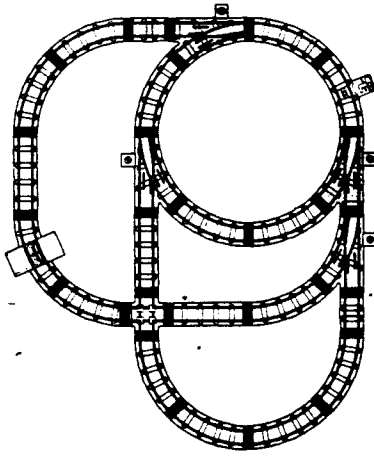
Track pieces needed for this layout:

- 14 - Curved Tracks
- 4 - Short Straight Tracks
- 4 - Straight Tracks
- 1 - On/Off Curved Track
- 1 - Road Crossing Curve
- 1 - Left Turnout
- 1 - Right Turnout
- 1 - 90-Degree Crossover Track

**TRACK LAYOUT FOR THE
PLAYSKOOL SUPER EXPRESS**

USE TRACK PACK CONTAINING:

1 LEFT TURNOUT TRACK
1 RIGHT TURNOUT TRACK
AND 1 SEMAPHORE
SIGNAL



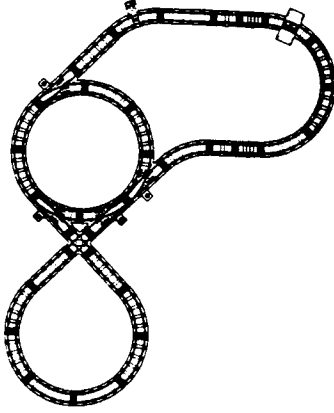
Track pieces needed for this layout:

- 2 - Left Turnouts
- 2 - Right Turnouts
- 2 - Short Straight Tracks
- 12 - Curved Tracks
- 3 - Straight Tracks
- 1 - On/Off Curved Track
- 1 - Road Crossing Curve
- 1 - 90-Degree Crossover Track

**TRACK LAYOUT FOR THE
PLAYSKOOL SUPER EXPRESS**

USE TRACK PACKS CONTAINING:

1 LEFT TURNOUT TRACK
1 RIGHT TURNOUT TRACK
AND 1 SEMAPHORE
SIGNAL



Track pieces needed for this layout:

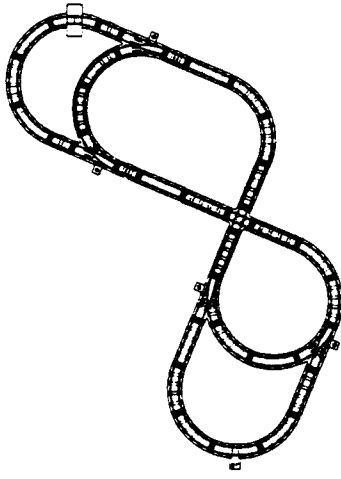
- 2 - Left Turnouts
- 2 - Right Turnouts
- 14 - Curved Tracks
- 4 - Short Straight Tracks
- 4 - Straight Tracks
- 1 - On/Off Curved Track
- 1 - Road Crossing Curve
- 1 - 90-Degree Crossover Track

**TRACK LAYOUT FOR THE
PLAYSKOOL SUPER EXPRESS**

USE TRACK PACK CONTAINING:

4
STRAIGHT
TRACKS

1 LEFT TURNOUT TRACK
1 RIGHT TURNOUT TRACK
AND 1 SEMAPHORE
SIGNAL



Track pieces needed for this layout:

- 2 - Left Turnouts
- 2 - Right Turnouts
- 14 - Curved Tracks
- 4 - Short Straight Tracks
- 8 - Straight Tracks
- 1 - On/Off Curved Track
- 1 - Road Crossing Curve
- 1 - 90-Degree Crossover Track

**TRACK LAYOUT FOR THE
PLAYSKOOL SUPER EXPRESS**