

RISK[®]

RULES OF PLAY FOR Parker Brothers' Continental Game

For 2, 3, 4, 5 or 6 Players

COPYRIGHT © 1959, 1963 BY



INTRODUCTION

You are about to play the most unusual game that has appeared in many years. It is not difficult, but because it is so different you will find it worthwhile to read the rules completely through before starting play. No attempt has been made to teach strategy, as each player will develop his own as he becomes familiar with the game.





The rules which follow are new and are the result of continuous research and testing. Parker Brothers believes that they tend to shorten the game, develop strategy sooner and make for better play.

For those who have already learned the game in its original French form, and for those who would like to try it, we have included a summary of the original rules at the end of this booklet.

OBJECT

The object of the game is to occupy every territory on the board and, in so doing, eliminate all other players.

EQUIPMENT

- A. Six sets of playing pieces, each set of a different color, consisting of a large number of  shaped pieces and several  shaped pieces. Each  piece represents one army and the  pieces are equivalent to ten armies.
- B. A playing board showing a map of the six continents, each of which is subdivided into a number of territories.

C. A deck of 44 cards plus one trade-mark card which is not used in the play of the game.

D. Six dice, 3 of which are white and 3 of which are colored.

PREPARATION

The board is placed on a card table or some other flat surface. Each player selects a set of playing pieces of the color which he chooses, and all of the ten army pieces of that same color, to represent his armies during the game.

One player removes the trade-mark card, shuffles the remainder of the deck and places it face down on the table.

THE CARDS

Two of the cards in the pack are printed with three figures: a foot soldier, a horseman, and a cannon. These two cards are jokers. Each of the other forty-two cards bears only one of the three figures along with a territory which approximates the shape of one of the territories on the board. There is one, and only one, card for each territory.

THE BOARD

Before starting the actual play of the game, players should study the board which represents a map of the world. The sizes and boundaries of the territories are not accurate, but have been set to facilitate the play of the game. As an example, the territory marked Peru includes, in addition, the country of Bolivia. In a like manner Alberta includes the provinces of British Columbia and Saskatchewan. It should be noted also that Greenland, Baffinland and a section of the Canadian mainland make up the territory marked Greenland. Iceland, Great Britain, Madagascar, Japan and New Guinea each are separate territories. The territory labelled Indonesia is made up of Borneo and surrounding Islands.

There are six continents which are composed of several territories of the same basic color. These continents are:

A. **North America**, consisting of the following 9 territories: Alaska, Northwest Territory, Greenland, Alberta, Ontario, Quebec, Western United States, Eastern United States and Central America. The basic color is **Yellow-Brown**.

B. **South America**, consisting of the following 4 territories: Venezuela, Peru, Brazil and Argentina. The basic color is **Turquoise**.

C. **Europe**, consisting of the following 7 territories: Iceland, Great

(2)

Britain, Scandinavia, Northern Europe, Western Europe, Southern Europe and Ukraine. The basic color is **Blue**.

D. **Africa**, consisting of the following 6 territories: North Africa, Egypt, East Africa, Congo, South Africa and Madagascar. The basic color is **Pink**.

E. **Asia**, consisting of the following 12 territories: Ural, Siberia, Yakutsk, Kamchatka, Irkutsk, Afghanistan, China, Mongolia, Japan, Middle East, India and Siam. The basic color is **Green**.

F. **Australia**, consisting of the following 4 territories: Indonesia, New Guinea, Western Australia and Eastern Australia. The basic color is **Purple**.

THE SET UP (Initial occupation of territories)

Each player counts out a number of his armies for initial occupation of territories. The number of armies counted out is determined by the number of players in the game as shown below:

If there are 2 players in the game each counts out 50 armies

If there are 3 players in the game each counts out 35 armies

If there are 4 players in the game each counts out 30 armies

If there are 5 players in the game each counts out 25 armies

If there are 6 players in the game each counts out 20 armies

Players roll the dice to determine who will go first for this part of the game. The first player places one of his armies, which he has previously counted out, on any one of the forty-two territories on the board. The second player then places one of his armies on any one of the remaining unoccupied territories. The third player does the same and so on until each of the forty-two territories on the board has a single army on it.

The first player then places a second army on any one of the territories that he already occupies and the other players follow in a clockwise manner, doing the same. Players continue in turn until all of their original allotments of armies have been placed on the board, one at a time in turn.

Once each of the territories is occupied by a single army, a player's strategy will determine his placement of the balance of his armies. He may elect to place them all on one territory or scatter them over several territories which he controls. Since armies are placed one at a time, each player has the opportunity not only to place his pieces in positions from which he can attack, but also to build his defenses against attack by his opponents.

(3)

THE PLAY

(a). ACCUMULATION OF ARMIES:

ON EACH OF HIS TURNS THROUGHOUT THE GAME A PLAYER IS ENTITLED TO ADD TO HIS ARMIES ON THE BOARD. THE NUMBER OF ADDITIONAL ARMIES TO WHICH HE IS ENTITLED IS EQUAL TO A TOTAL ARRIVED AT BY METHODS DESCRIBED BELOW. THESE ARMIES ARE USED TO CONSOLIDATE AND EXPAND HIS HOLDINGS ON THE BOARD.

Players roll the dice to determine who will make the first play. The first player counts the number of territories which he occupies with his armies. He is entitled to use one additional army from his box for each three territories which he occupies. Fractions do not count. Thus, if a player occupies fourteen territories at the start of his turn, he is entitled to only four armies. He must occupy fifteen territories to be entitled to five armies. On each turn a player is entitled to a minimum of three armies even when he occupies fewer than nine territories.

If, at the start of his turn, a player occupies all of the territories of a continent, he is entitled to extra armies in accordance with the following table: North America, 5 armies; South America, 2 armies; Europe, 5 armies; Africa, 3 armies; Asia, 7 armies; Australia, 2 armies. He gets these bonuses every time that he is in complete possession of one or more continents at the start of his turn. For quick reference during the play of the game, the circles around the sides of the board, printed in the basic colors of the continents, indicate the number of armies to which a player is entitled for complete possession of each continent. If a player is in complete possession of more than one continent he is, of course, entitled to the extra armies indicated for each of them.

There is a third way to get additional armies through the use of the cards, but since it does not come into play until later in the game, it will be explained in paragraph (h) under play of cards.

At the start of every turn a player first determines how many additional armies he is entitled to according to the above rules.

(b). PLACING OF ARMIES:

Once a player has determined the total number of armies to which he is entitled, he must place them on the board on one or more of the territories which he already occupies. He may elect to place all of his extra armies on one single territory, or he may divide them among several territories in any way which he thinks best. Since the

(4)

object of the game is to capture territories occupied by opponents, since only adjacent territories can be attacked, and since armies once placed cannot readily be moved, it is usually best to build up territories which are adjacent to an opponent, and which are on continents where several territories are already controlled.

(c). HOW TO ATTACK:

THE PURPOSE OF AN ATTACK IS TO ELIMINATE OPPONENTS' ARMIES FROM ADJACENT TERRITORIES AND TO OCCUPY THESE TERRITORIES WITH ONE'S OWN ARMIES. A player is never forced to attack, and, after collecting and placing the extra armies to which he is entitled, may end his turn. The actual attack against an opponent's territory is made by throwing dice and comparing them with dice thrown by the player whose territory is being attacked. The attacker must state from what territory he is attacking and against what adjoining territory he is making his attack. An attacker must have at least one more army than the number of dice which he throws. If he has two armies on the territory, he may throw only one die. If he has three armies, he may throw one or two dice. If he has four or more armies, he may throw one, two or three dice. Under no circumstances may he throw more than three dice.

At the same time that the attacking player rolls his dice, the defending player, that is the player whose territory is being attacked, also rolls. If the defender has two or more armies in the territory he is defending, he may roll either one or two dice. If he has only one army he may roll only a single die. Although a total of only five dice may be used on any one roll, six dice are provided in the game for convenience. Normally the attacker will roll more dice than the defender, but in some cases the defender may roll two dice against one die of the attacker.

Once the dice have been rolled, the attacker first compares his highest die with the highest die rolled by the defender. If the attacker's die is higher, the defender removes from the board one of the armies which is on the territory under attack and returns it to his box. If the defender's die is equal to, or higher than that of the attacker, the attacker must remove one of his armies from the territory from which he is attacking. The defender always wins the ties. When the attacker rolls two or three dice, and the defender rolls two dice, the attacker also compares his second highest die with the lower die of the defender. If it is higher, the defender must remove an army; and if equal or lower, the attacker must remove an army. When the

(5)

attacker or the defender rolls only one die, the extra die are not considered and only one army can be lost. When the attacker rolls three dice, against one die by the defender, only his highest die is considered and only one army can be lost. At no time may a player lose more armies than the number of dice which he rolls.

Listed below are some examples:

Attacker Rolls	Defender Rolls	Attacker Loses	Defender Loses
5, 4, 3	6, 3	1 army	1 army
4, 1, 1	4, 1	2	0
6, 6, 1	5, 1	0	2
3, 3, 1	4	1	0
4, 2, 1	3	0	1
6	5, 4	0	1
4, 3	3, 2	0	2
4	6, 1	1	0
3, 2	3, 3	2	0
6, 1	5, 2	1	1
5, 4	4	0	1
5, 2	5	1	0
4	2	0	1

HIGHEST DIE OF ATTACKER IS ALWAYS MATCHED AGAINST HIGHEST DIE OF DEFENDER. WHEN THE ATTACKER AND THE DEFENDER BOTH THROW MORE THAN ONE DIE THE SECOND HIGHEST DIE OF ATTACKER IS ALWAYS MATCHED AGAINST SECOND HIGHEST DIE OF DEFENDER. TIES ALWAYS GO TO THE DEFENDER.

(d). WHERE TO ATTACK:

A player may attack any opponent who occupies a territory that is adjacent to one of his own. For example, a player occupying Venezuela may attack an opponent in Central America, in Peru or in Brazil. In addition a player may attack across water wherever two territories are connected by parallel lines. As an example, a player occupying North Africa, in addition to attacking Congo, East Africa, or Egypt may also attack Brazil, Western Europe, or Southern Europe. It is particularly important to note that a player may attack Alaska from Kamchatka or may attack Kamchatka from Alaska. Greenland may be attacked from Iceland, Quebec, Ontario or Northwest Territory.

(e). OPTION OF ATTACKER:

A player may continue to attack any adjacent territory so long as he has at least two armies on the territory from which he makes

his attack. During a turn, a player may attack on each throw with a different number of armies, a different adjacent territory, or from a different territory into any opponent's territory that is adjacent to it. Before each throw, however, the player must state the number of dice he is using, the territory from which he is attacking and the opponent's territory which he is attacking. The defender then indicates the number of dice he will roll. The attacker has complete flexibility. He may attack one or more times from one territory, then shift his attack to another area, and still return to attack again into the original territory, if he wishes. He may continue to attack even when he loses on any roll or rolls of the dice. He may also discontinue his attacks, end his turn, and pass the turn to the player on his left whenever he feels it is to his advantage to do so.

(f). CAPTURING TERRITORIES:

When an attacker has caused the last army of an opponent to be removed from a territory, he captures that territory. He must move into that territory immediately at least as many armies as the number of dice he rolled on his last throw. These armies must be moved from the territory from which the last attack was made. He may move, AND HE USUALLY WILL WISH TO MOVE, additional armies from this same territory into the captured territory provided that he always leaves at least one army behind. No territory may ever be left unoccupied at any time during the game.

(g). THE FREE MOVE

When a player does not wish to make, or cannot make any further attacks, his turn ends and he is entitled to a Free move. On this move, he may, if he wishes, move one or more of his armies from just one territory which he occupies to any one adjacent territory which he also occupies. For example, if a player has eight armies in Argentina, and also has one or more armies in Peru, and in Brazil, he may move any number of these armies up to seven from Argentina into one of these adjacent territories. He may not divide these armies by putting some into Peru and some into Brazil. Because no territory may be left unoccupied, he must always leave at least one army behind in the territory from which he moves. The purpose of the Free Move is to permit a player to move armies from a territory where they may be useless into a territory where they can be used. Except when attacking, this is the only time that players may move armies from one territory into another.

(h). PLAY OF CARDS:

If a player has captured one or more territories on his turn, he is

entitled to take the top card from the deck that has already been placed face down on the table. He puts this card in front of him and does not disclose it to his opponents. He can never take more than one card on a turn, regardless of how many territories he has captured. The capture may be made at any time during the turn and does not have to be made on the last throw of the dice. HE GETS NO CARD IF HE HAS NOT CAPTURED A TERRITORY ON THAT TURN.

These cards are extremely valuable because, after a proper combination has been collected, they may be used at the start of a future turn to acquire additional armies.

For this purpose, the players should concern themselves with the black figures on the cards (foot soldier, horseman and cannon). Before a player can use his cards he must have at least three cards and these cards must consist of one of the following five combinations:

1. three Horsemen
2. three Cannons
3. three Foot Soldiers
4. one of each kind
5. any two cards and a joker

(Since a joker bears all three symbols, it will always make one of the other combinations when used with any two other cards.)

A player is not required to turn in his cards for armies on the first turn after getting one of these combinations. He may hold them in the hope of acquiring a larger number of armies on a subsequent turn. A player, however, may never hold more than five cards, and must turn in a set of three cards at the start of any turn on which he holds five cards. It is not possible to have five cards without being able to make one of the combinations described above.

The first set of cards turned in is worth 4 extra armies. These armies are in addition to any others to which that player is entitled. The second set of cards, regardless of which player turns them in, is worth 6 extra armies.

Additional sets are worth extra armies in accordance with the table listed below:

Third set	8 armies
Fourth set	10 armies
Fifth set	12 armies
Sixth set	15 armies
Seventh set	20 armies
Eighth set	25 armies

(8)

Each additional set turned in increases the number of armies by five. Thus, the 12th set turned in is worth 45 armies. It should be particularly noted that the value of the sets of cards goes up each time a set is played regardless of which player plays them. For example, if a player, who himself has been unable to play a set of cards, turns in a combination after three sets have been turned in by other players, he is entitled to 10 armies. It is the total number of sets of cards which have been played, regardless of who plays them, that determines the number of armies a player gets. It is advisable to make one player responsible for keeping a record on paper of the number of sets of cards turned in. Cards which are turned in are placed face up beside the draw pile to form a discard pile. If the draw pile is used up the cards in the discard pile are reshuffled and placed face down to form a new draw pile.

Because one ★ piece is equivalent to 10 armies, it may be exchanged for 10 armies (or vice versa) at any time during the game. These exchanges will be a convenience as larger numbers of armies come into play in the later stages of the game. If a player should run out of armies he may use armies of an un-used color.

ADDITIONAL ARMIES FOR TERRITORIES ON CARDS

If one, two or three of the cards turned in have symbols representing territories which that player occupies, he receives two additional armies for each of the territories so represented. This allotment of two additional armies per territory must be placed immediately upon the territory or territories for which they were acquired. For example, if a player turns in (as one of his three cards) the card for North Africa, which he happens to occupy at that time, he receives two extra armies which he must place immediately on the North African territory. The use of a joker does not entitle a player to additional armies.

(i). ELIMINATION OF OPPONENTS:

One of the important plays of this game is the elimination of an opponent. A player who, on his turn, is able to take from the board the last remaining piece of an opponent, receives at once all cards which that opponent has in his possession. He may combine them with the cards which he holds and if he can make a set, he may turn it in immediately on that same turn to collect additional armies. If, as occasionally happens, he can make two or three sets, he may also turn them in, receiving the regular increase for each set.

(9)

6. He takes one card if he has captured one or more territories on his turn.
7. He ends his turn by passing the dice to the next player.

SPECIAL NOTES ON PLAY

Players should not spread themselves too thinly by exhausting all their extra armies by making too many attacks. The player who builds up his armies and moves forward from one area slowly is apt to do better than the player who spreads his armies thinly, and attempts to attack from many areas. It is better to concentrate on one area, advance slowly, and forget about those armies which are far from your main lines. Remember that this is a game of defense as well as offense, and be prepared to protect the areas which you occupy.

This is not a short game but it need not be an unusually long one. As the game progresses players will gradually build up power and strength, but one player will inevitably reach a point where he is slightly stronger than the other players. When this point is reached, the stronger player should attempt to occupy every space on the board on one turn and win the game. There is, of course, a certain chance involved, for if the player should fail by even a few territories he would be eliminated by one of his opponents very quickly. Such a play should be made with this in mind.

WINNING THE GAME

The player who occupies every territory on the board by eliminating his last opponent wins the game.

THE ORIGINAL FRENCH RULES

For 3, 4, 5 or 6 Players

INTRODUCTION

In this version of the game the PREPARATION and the SET UP are different and the rules for these are completely reproduced below. The section above entitled "ADDITIONAL ARMIES FOR TERRITORIES ON CARDS" should be disregarded. All of the other rules are the same.

(11)

This situation can arise only when the total of the cards which a player holds, when added to the cards of a player whom he has eliminated, equals six or more. He must turn in enough sets to reduce the number of cards which he continues to hold to four or less. These new armies must be placed on the board in the usual manner. The player may then continue to play if he wishes, or he may pass the dice to the next player.

SUMMARY OF PLAY

To facilitate play the following is a brief summary of what a player does on each of his turns throughout the game. The steps should be followed, in order, by the player whose turn it is, and by no one else on that turn.

1. He determines how many armies he is entitled to by (a) counting up the territories (not armies) he occupies and dividing by 3; (b) checking to see if he is entitled to extra armies because he completely occupies any continent or continents; (c) checking his cards to see if he has a combination which he wishes to turn in for additional armies.

2. He places these armies on the board on territories which he already occupies. This is the only time that a player may place armies during his turn except when he eliminates an opponent.

3. He makes any attacks he wishes. He may attack as many times as he wishes on a turn, provided he has at least two armies on one of his own territories, which is adjacent to an opponent's territory.

ONE OF THE MOST IMPORTANT THINGS TO REMEMBER IN PLAYING THIS GAME IS TO KEEP MOVING INTO YOUR FORWARD AREAS AS MANY OF YOUR ARMIES AS POSSIBLE. WHILE YOU ARE REQUIRED TO MOVE INTO A CONQUERED TERRITORY ONLY AS MANY ARMIES AS THE NUMBER OF DICE YOU LAST ROLLED, YOU MAY MOVE AS MANY MORE AS YOU HAVE AVAILABLE IN YOUR ATTACKING TERRITORY. THE ONLY REQUIREMENT IS THAT AT LEAST ONE ARMY MUST BE LEFT BEHIND ON THE TERRITORY FROM WHICH YOU HAVE ATTACKED AS THROUGHOUT THE GAME THERE MUST ALWAYS BE ONE OR MORE ARMIES ON EVERY TERRITORY ON THE BOARD.

4. He ends his attack when he wishes, or when he is forced to as a result of running out of armies.

5. He makes his free move, if he can and wishes to.

(10)