

THE **BLAZER**TM VEHICLE

Climbing All Wheel Vehicle

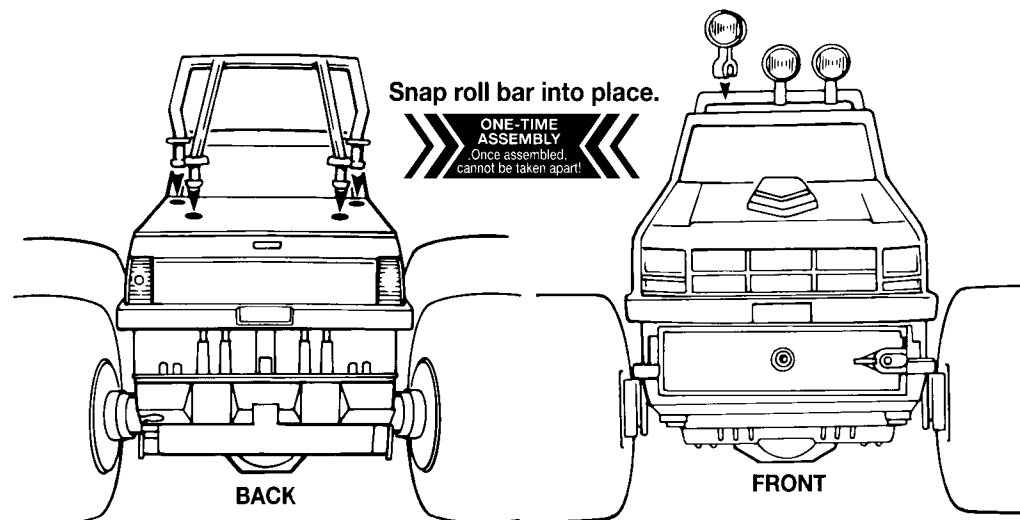
Tonka

WARNING:
CHOKING HAZARD-Small parts.
Not for Children under 3 years.

Ages 4 & Up
12400

Operates on 4 "C" alkaline
batteries (Not included).

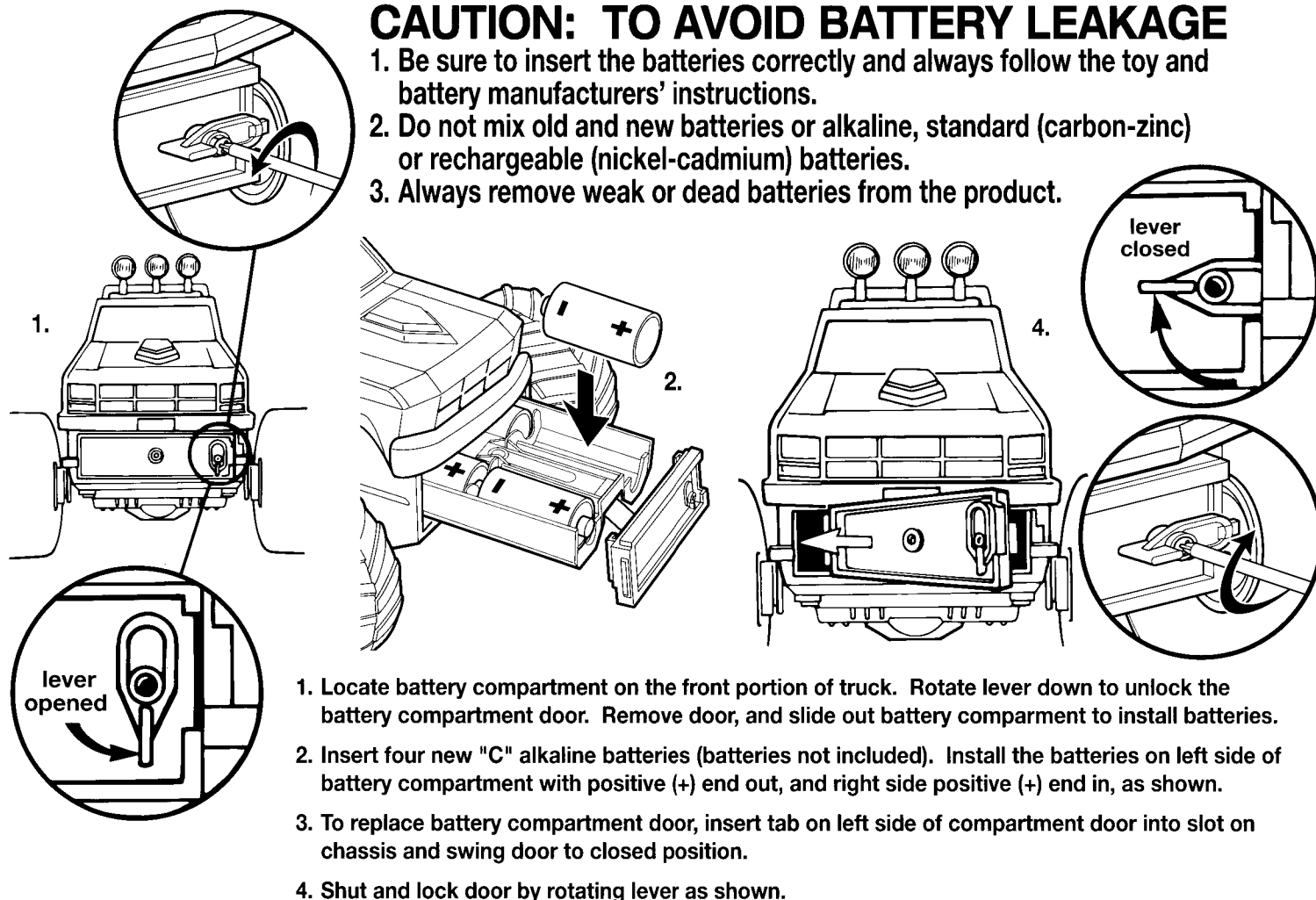
1. Snap roll bar into place.
2. Snap lights to roll bar as shown below.



BATTERY INSTALLATION

CAUTION: TO AVOID BATTERY LEAKAGE

1. Be sure to insert the batteries correctly and always follow the toy and battery manufacturers' instructions.
2. Do not mix old and new batteries or alkaline, standard (carbon-zinc) or rechargeable (nickel-cadmium) batteries.
3. Always remove weak or dead batteries from the product.


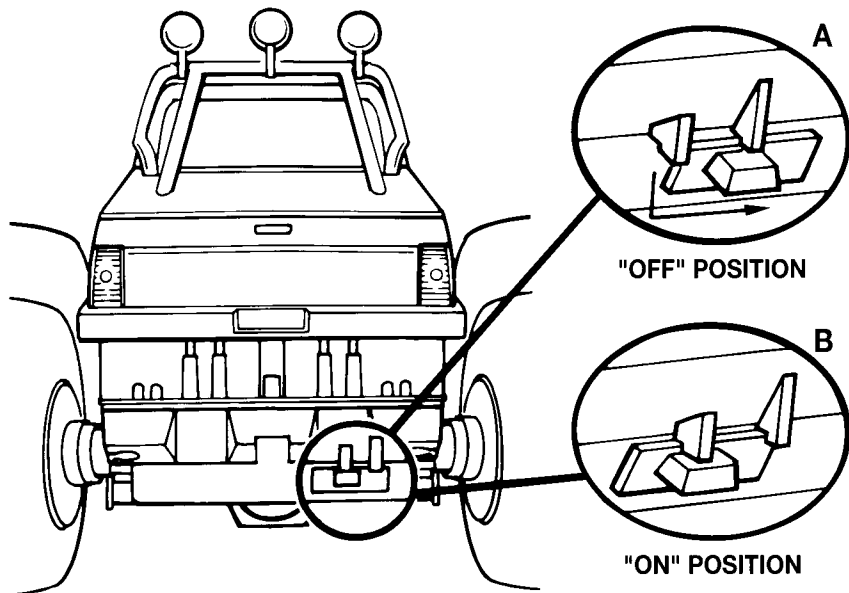


OPERATION

Locate the power switch on the lower rear portion of the vehicle. When the lever is moved to the right or "OFF" position (as shown in ill. A), the motor is turned off. This permits the wheels to move freely, allowing the vehicle to roll forward and backward.

When lever is moved to the left or the "ON" position (as shown in ill. B), the vehicle will move under its own power, ready to travel and climb any rough terrain.

NOTE: This vehicle includes a safety device which turns the vehicle off automatically when the wheels are jammed for a predetermined amount of time. If this occurs, you need to reset the toy by turning the on/off switch to off and wait a short period of time before turning the toy back on to resume play.



While operating your vehicle on a smooth surface, the wheels will roll normally.

Once your vehicle comes upon rough terrain, the wheels open when they meet resistance to expose the claw-like teeth inside. **THE CLAW** vehicle is a savage, untamed monster truck!

WHEEL CLEANING

If the vehicle's wheels need cleaning or become jammed, turn the power switch off and pull the wheel open.



Product and colors may vary.

© 2001 Hasbro, Inc., Pawtucket, RI 02862 USA. All Rights Reserved.

® & TM denote Reg. U.S. Pat. & TM Office.

MADE IN CHINA

PN 47300900

C-220E