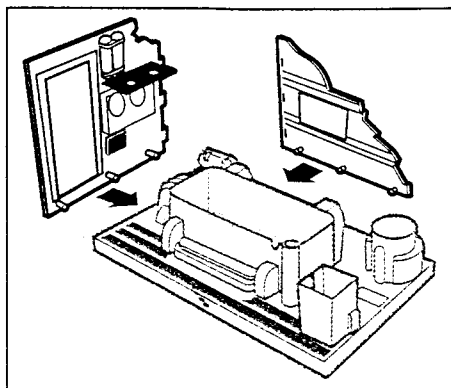


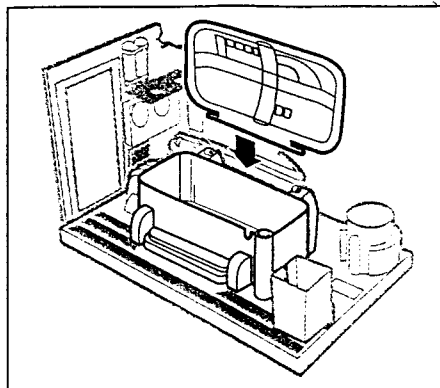


CRYO-FREEZE CHAMBER™

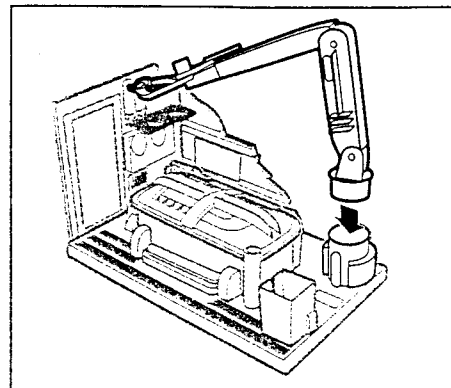
ASSEMBLY REQUIRED. NO TOOLS NEEDED.



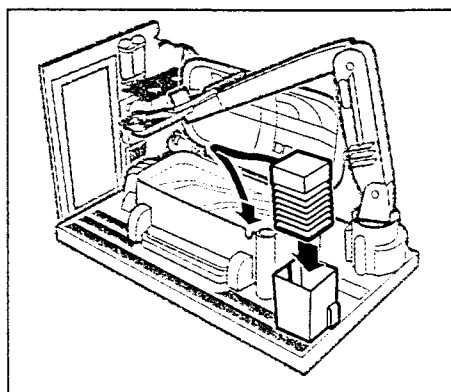
1 Press both side walls onto base.



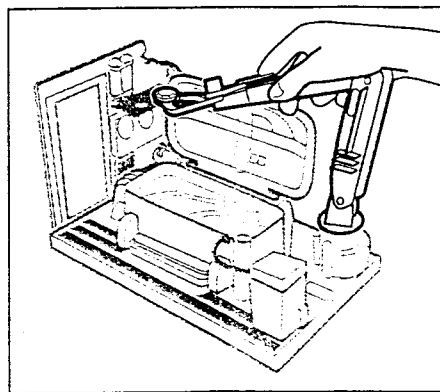
2 Insert one post on cover into edge of chamber, then snap other post onto edge of chamber.



3 Press bottom of claw arm into base.



4 Insert bellows into holder. Press end of tube inside chamber. Fill chamber with cold water and ice cubes for best results. Pump bellows to produce bubbles.



5 Open and close claw to pick up and place diamond in chamber. Diamond changes color in cold water. (Place diamond in warm water to make it clear again.)



WARNING:

CHOKING HAZARD-Small parts.
Not for children under 3 years.

Ages 5 & Up

28904/28903 Asst.

Figures sold separately.

BATMAN, ROBIN and all related characters, names and indicia are trademarks of DC Comics © 1997.
KENNER® is a trademark of Hasbro, Inc.
©1996 Hasbro, Inc. All Rights Reserved.
® denotes Reg. U.S. Pat. & TM Office.

MADE IN CHINA.

P/N 47280200