

MICROVERSE™

MICROPLAY JUST HIT IT BIG!™



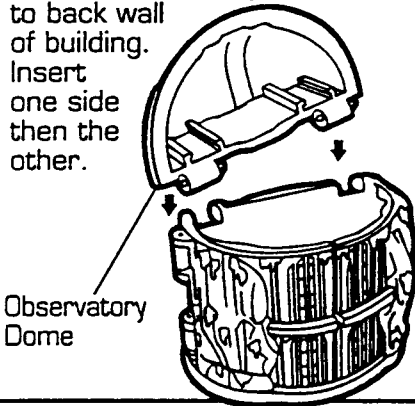
WARNING:

CHOKING HAZARD - Small parts.
Not for children under 3 years.

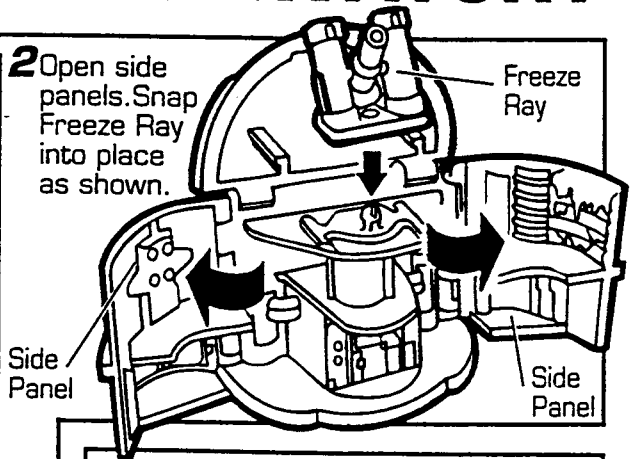
AGES 5 AND UP

MR. FREEZE™ OBSERVATORY

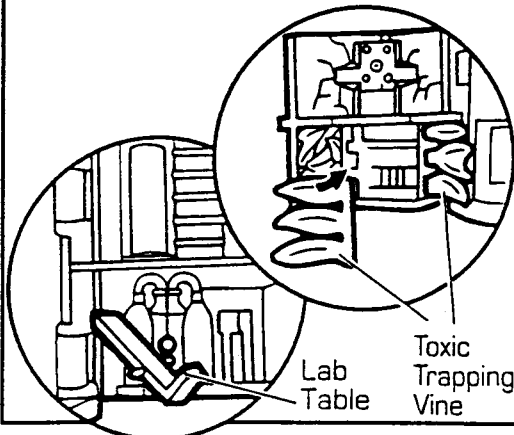
- 1** Attach observatory dome to back wall of building. Insert one side then the other.





- 2** Open side panels. Snap Freeze Ray into place as shown.

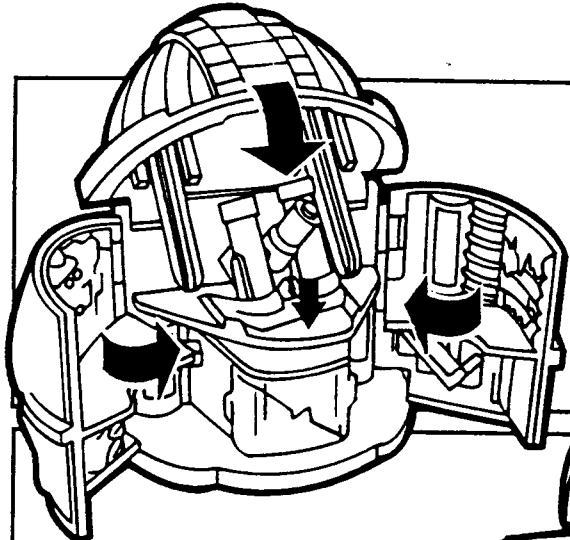


- 3** Snap Toxic Trapping Vines into place. Attach lab table, pressing pin in table into hole in lab wall.

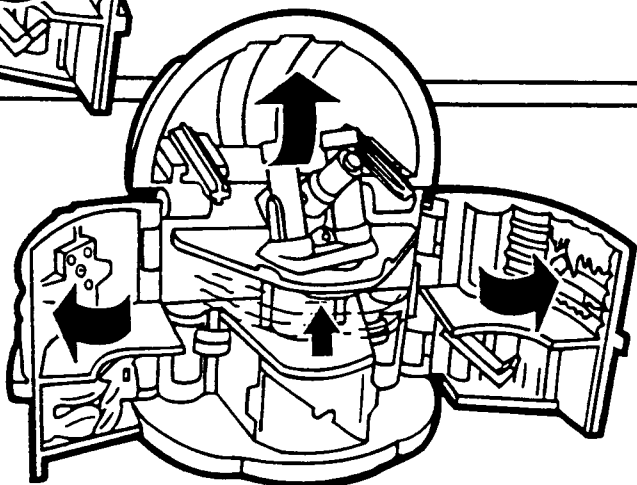


- 4** Assemble two ice panels to make Ice Cage. Bottom half first on base, then add top half.





5
 Push down on gun platform.
 Holding it down as you close
 the side panels. Now close
 Observatory Dome.



6
 To open playset,
 open side panels.
 The gun platform
 will spring upwards
 opening
 the dome.

7

Figure being held in
 Ice Cage.

Place figure
 in Freeze Ray.

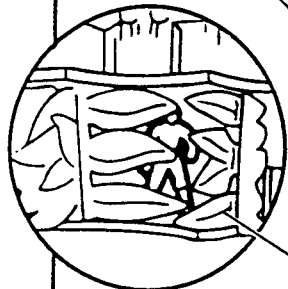
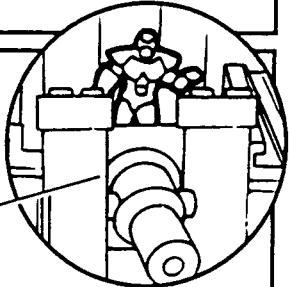


Figure captured
 by Toxic Trapping
 Vines.



Place figure
 on the lab table.

Kenner