

© 1996 HASBRO, INC.
Pawtucket, Rhode Island 02862
All Rights Reserved.

BATMAN and all related characters, names and indicia are trademarks of DC Comics. © 1996

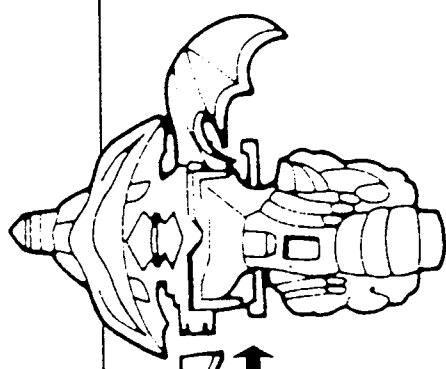
MADE IN CHINA

LEGENDS OF THE DARK KNIGHT™

SKYING STREET BIKE™ INSTRUCTIONS

1 ONE-TIME ASSEMBLY (cannot be taken apart)

Attach a wing to both sides of the cycle.



2 Lower wings.

They will hold in the down position until you push the lever forward to raise them.



3 The rear fender can be manually raised or lowered.



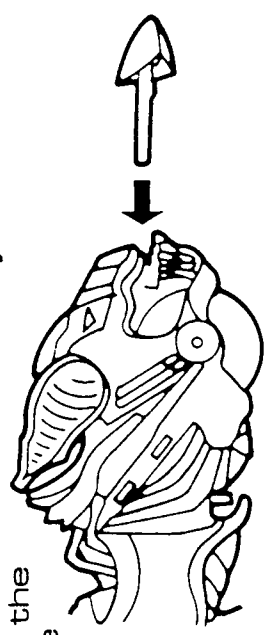
4

Place the included Batman™ figure into the seat.



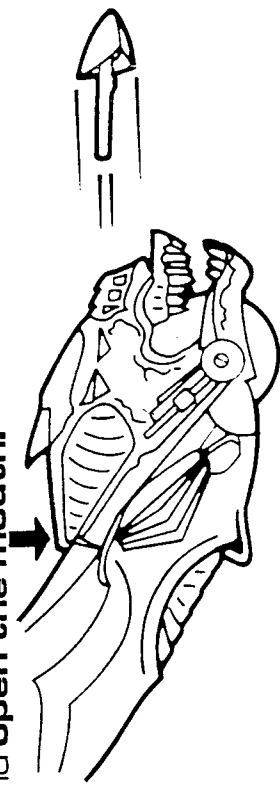
5

Load the projectile into the front of the cycle. Be sure **the mouth is closed**, as shown below, or the projectile will not load.



6

Push down on the ears to fire the projectile and **open the mouth**.



7

Lower kickstand to park cycle.



kickstand

03822