

# Barney's Animal Keyboard™

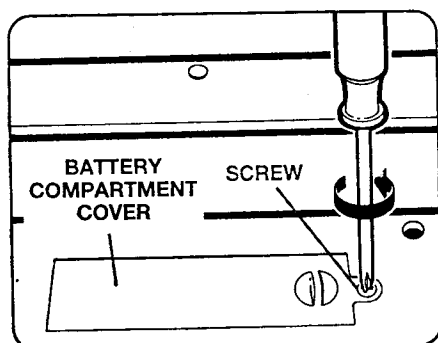
## Instructions

WHAT'S NEEDED: 4 "AA" alkaline batteries and Phillips® screwdriver (not included).

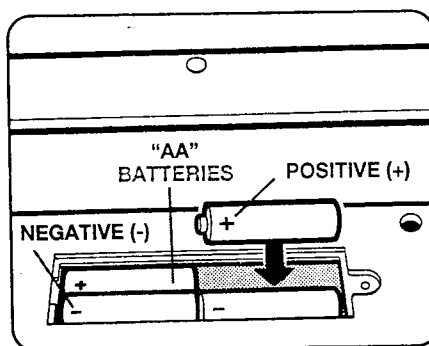
Barney's friendly voice guides children so they can have musical fun, learn about animal sounds and create their own songs with this electronic, 8-note keyboard! Any way they use it, it's "Super-dee-duper" fun!

Includes: • Barney's Animal Keyboard • Songbook

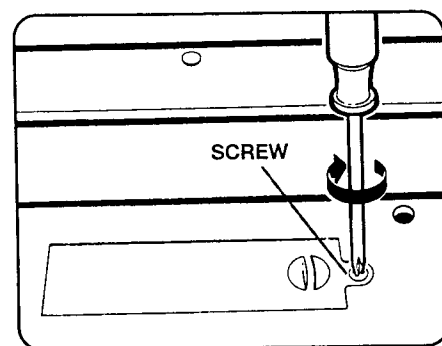
### HOW TO INSERT BATTERIES



- 1) Turn keyboard upside down. Using a Phillips screwdriver, unscrew battery compartment cover and remove.



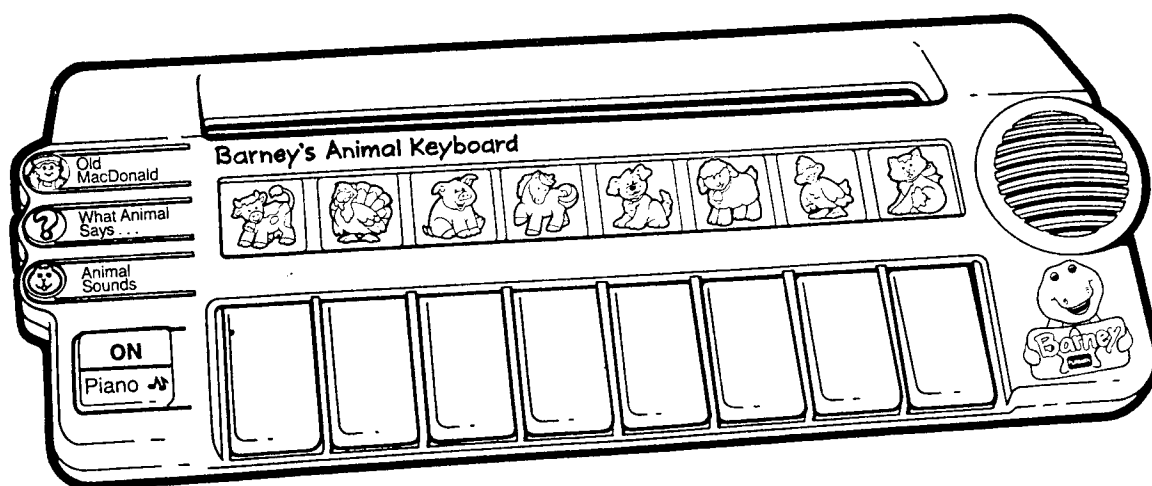
- 2) Place 4 "AA" alkaline batteries into the compartment as shown. Be sure to place the positive (+) and negative (-) ends of the batteries in their proper location.



- 3) Refit compartment cover over batteries and retighten screw. Turn keyboard right side up.

#### CAUTION: TO AVOID BATTERY LEAKAGE

1. Be sure to insert the batteries correctly and always follow the toy and battery manufacturers' instructions.
2. Never mix old batteries with new batteries, or standard (carbon-zinc) with alkaline batteries.
3. Always remove exhausted or dead batteries from the product.
4. Remove batteries if storing keyboard for a long period of time.



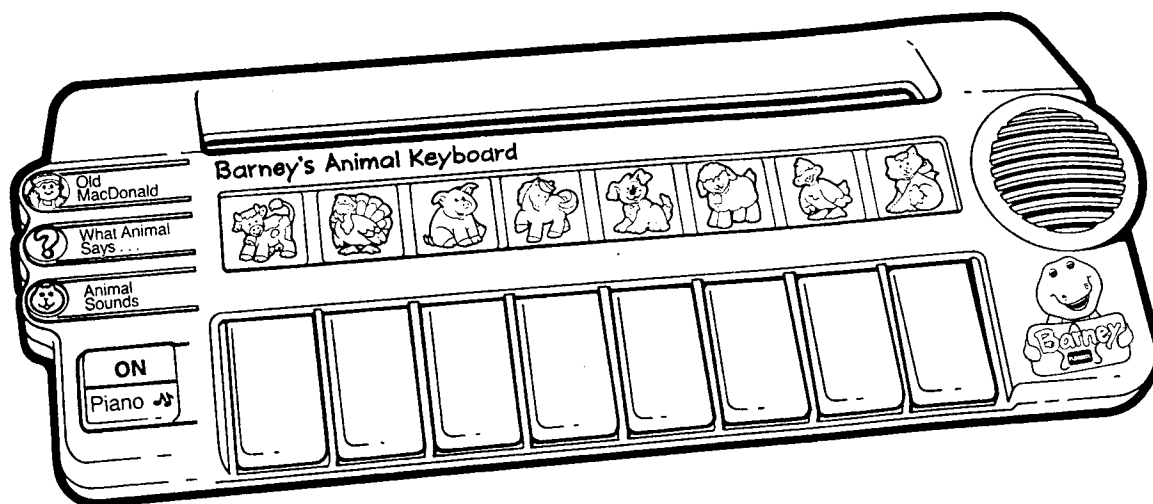
### TO TURN POWER ON

- 1) Press the "ON" button to activate the power. You will hear a brief musical tone and greeting from Barney, indicating that the power is on. Barney will then say, "Please press a button." Press any of the 4 buttons – "PIANO," "OLD MACDONALD," "WHAT ANIMAL SAYS?," or "ANIMAL SOUNDS" – to begin play.

### PIANO

- 1) Press the "PIANO" button to activate the piano keys. Press any one of the 8 color-coded keys to play imaginative songs or the delightful songs from Barney's Animal Keyboard songbook. Each key represents a piano-sound note from the standard musical scale.

• When you want to stop playing the piano sounds and wish to move on to another activity, just press one of the other buttons.



## OLD MACDONALD

- 1) Press the "OLD MACDONALD" button on the keyboard. Barney will sing "Old MacDonald had a farm, e-i-e-i-o. And on his farm he had a . . ." When Barney pauses, press one of the color-coded animal keys. Once you have done this, Barney will complete the verse with the animal sound that you have selected.
- 2) Continue to add other animals by pressing an animal key each time Barney pauses. The song will end after a total of three animals have been selected.

## WHAT ANIMAL SAYS?

- 1) Press the "WHAT ANIMAL SAYS?" button. Barney will then say "What animal says - " then proceed to make an animal sound. Once you have heard the sound, press the appropriate key to match the sound with the key. If you are correct, Barney will say, "That's right!" If your selection is incorrect, Barney will tell you to "try again." If, by the end of your third attempt, you have not given the right answer, Barney will give the correct animal sound, then present another animal sound for you to match.

## ANIMAL SOUNDS

- 1) Press the "ANIMAL SOUNDS" button. Barney will tell you that it's your turn to play. When you press a key, Barney will make an animal sound that corresponds to the animal pictured above the key.

### ANIMAL SOUNDS LISTING (Key Color)

Cow (red)  
Turkey (orange)  
Pig (yellow)  
Horse (lime green)

Dog (blue/green)  
Sheep (blue)  
Duck (purple)  
Cat (pink)

### SONGBOOK LISTING

Old MacDonald  
London Bridge Is Falling Down  
Mary Had A Little Lamb

Row, Row, Row Your Boat  
Twinkle, Twinkle, Little Star  
The Farmer In The Dell

## AUTOMATIC SHUT-OFF

Barney's Animal Keyboard has a special automatic shut-off feature which will turn the keyboard off after 90 seconds of non-use. (During the 90-second period, Barney will say a phrase approximately every 30 seconds, then say goodbye just before the keyboard shuts off.)

If you have any questions or comments regarding Barney's Animal Keyboard, please call our Consumer Service line at **1-800-PLAYSKL**.


## FCC STATEMENT

This equipment generates, uses, and can radiate radio frequency energy and, if not installed and used in accordance with the instructions, may cause harmful interference to television or radio reception. It has been tested and found to comply with the limits for a Class B digital device, pursuant to Part 15 of the FCC Rules. These limits are designed to provide reasonable protection against harmful interference in a residential installation. If this games does cause harmful interference to radio or television reception, which can be determined by turning the equipment off and on, the user is encouraged to try to correct the interference by one or more of the following measures:

- Reorient or relocate the receiving antenna.
- Increase the separation between the equipment and the receiver.
- Connect the equipment into an outlet or circuit different from that to which the receiver is connected.
- Consult the dealer or an experienced radio/TV technician for help.

WARNING: Changes or modifications to this unit not expressly approved by the party responsible for compliance could void the user's authority to operate the equipment.

©1993 The Lyons Group. "Barney™" and "Baby Bop™" are trademarks of The Lyons Group.  
©1993 Playskool, Inc., Pawtucket, RI 02862 USA, a subsidiary of Hasbro, Inc. All Rights Reserved.  
**SPEAKER AND SHORTING BAR MADE IN CHINA. SWITCHES MADE IN TAIWAN. ELECTRONIC MODULE MADE IN MALAYSIA. ALL OTHER PARTS MADE IN THE USA.**  
® denotes Reg. U.S. Pat. & TM Office  
585 P/N 44503200



For future reference, our toll-free consumer service number is also located on this product.