

ALPHIE II READING & MATH ACTIVITY SET

Alphie's America




Climb Mt. Rushmore

2 to 4 Players

You Need:

Alphie II, Climb Mt. Rushmore Game Board and Game Card, Colored Movement Cards, Climber Player Tokens, Famous Face Tokens.

Get Ready to Play:

1. Shuffle all of the Movement Cards and place them on the Game Board, gray side up. (To be reshuffled and reused.)
2. Each player takes one Player Token and one Face Token.
3. Wake Alphie by pressing his **ON** button, then push his  button.
4. REMEMBER: After Alphie says "YES", you must press his  button; otherwise, he will keep repeating the same answer. When less than four people are playing, press  after each round of play.

Object of the Game:

To add one of the famous faces to Mt. Rushmore and complete the path to finish!

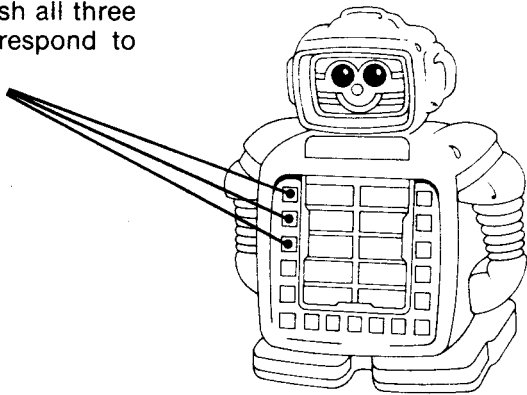
How to Play:

1. Players take turns drawing a Movement Card and moving their token to the color shown on the card.
2. With each turn, a player ASKS ALPHIE if he may play his Face token. If Alphie says "NO", the player tries again on his next turn. If Alphie says "YES", the player places his Face token on the mountain.

Climb Mt. Rushmore

Continued

Remember to push all three buttons that correspond to your Face Token.



3. If a player lands on the fourth space from the beginning, he may "climb the rope" to the ninth space!
4. The winner is the first player to add his Face token to the mountain and reach the finish.




Race Across the States

2 to 4 Players

You Need:

Alphie II, Race Across the States Game Board and Game Card, North (N), South (S), East (E) and West (W) Movement Cards, Numbered Player Tokens, Colored Rocky Mountain Tokens.

Get Ready to Play:

1. Shuffle all of the Movement Cards and place them on the Game Board, number side down. (To be reshuffled and reused.)
 2. Each player takes one Player Token and one Rocky Mountain Token.
 3. Wake Alphie by pressing his **ON** button, then push his  button.
 4. REMEMBER: After Alphie says "YES", you must press his  button; otherwise, he will keep repeating the same answer. When less than four people are playing, press  after each round of play.
-

Object of the Game:

To "cross the Rocky Mountains" and complete the pathway to the finish!

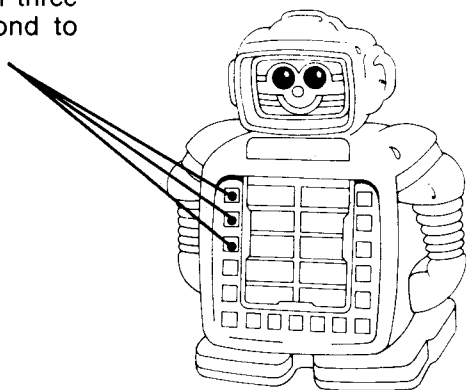
How to Play:

1. Players take turns drawing a Movement Card and moving the number of spaces shown on the card, from Start to the gap at the Rocky Mountains. Each player must play his Rocky Mountain token before he may cross the gap to complete the path.
2. With each turn, a player ASKS ALPHIE if he may play his mountain token. If Alphie says "NO", the player tries again on his next turn. If Alphie says "YES", the player places his mountain token on the board.

Race Across the States

Continued

Remember to push all three buttons that correspond to your mountain color.



3. The winner is the first player to "cross the Rocky Mountains" and complete the pathway.