

# Rarity Parent Guide



**In celebration of International Friendship Day on July 30th, you can help your child make their mark on the world through friendship and service.**

International Friendship Day focuses on the power and importance of friendship—just like the characters do in **My Little Pony**. Did you know that each pony represents an Element of Harmony that helps a child be a good friend? Pinkie Pie represents laughter, Fluttershy represents kindness, Applejack represents honesty, Rainbow Dash represents loyalty, Rarity represents generosity and Twilight Sparkle represents the magic of friendship!

These elements are key to building strong, caring, empathetic young people who are able to give to their friends and their communities.

Research suggests that the seeds of empathy, caring, and compassion are present early in life, but that children need the help of adults to grow into caring, ethical people<sup>1</sup>. Volunteer service is a practical, easy, and fun way for you to help your child practice caring, giving and friendship and to teach them why it's important to help others and how they can make

a difference. Volunteering will benefit your child as they grow-up. Young people who volunteer have shown "greater respect for others, leadership skills, and an understanding of citizenship that can carry over into adulthood."<sup>2</sup>

With help from Rarity, you can teach your child about the importance of generosity while demonstrating how to be a friend to those without a place to call home.

Inside this guide there are 'ideas to chat about' to help your child understand more about why it's important to care for the homeless. See the detailed steps to complete the project, plus supplemental reading that can help bring some of these difficult concepts to life.

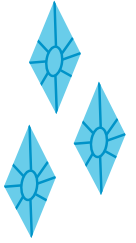
After your child has completed their project, come back and tell us what they've done! By posting a photo and brief story, your child will receive a My Little Pony poster!

**Visit [generationOn.org/mlp](http://generationOn.org/mlp) to learn more and share your story.**

<sup>1</sup> <http://sites.gse.harvard.edu/making-caring-common/parents/strategies-tips>

<sup>2</sup> <http://www.childtrends.org/?indicators=volunteering>

# The Issue of Homelessness



Rarity has a generous nature and a heart as pure as gold. Armed with generosity and a love for making one-of-a-kind creations for her friends, Rarity brings a beautiful spirit with her everywhere she goes.

Like Rarity, your child and their friends can show their generosity by making soft pillows for children living in shelters.

## Did you know?

Homelessness is a serious issue in communities around the world. There are 100 million homeless children living in the streets around the world. Almost half of all homeless people are families. Many of the comforts that people take for granted are luxuries to people who don't have homes.

### What your child will learn

- What it might be like for people who are homeless
- How to make “giving back” an everyday habit

### Who you'll be helping

- Your local homeless shelter, low-income pediatric clinics or youth shelter

## IDEAS TO CHAT ABOUT

Use these conversation starters to help children gain a better understanding of this issue.

- 1 Why is it hard to picture what it's like to be homeless?

- 2 Why do you think some people are homeless?

- 3 Why is it important to help people who are homeless?

- 4 What else can we do to help?

## Suggested reading:

**Selavi, That is Life: A Haitian Story of Hope** by Youme Landowne

This is a true story of Selavi, a young boy who winds up homeless on the street of Haiti. Selavi and the other street children must find food and a place to sleep. This story shows a message of hope for children struggling with homelessness.

**Rarity and the Curious Case of Charity** by G.M. Berrow

In this book, Rarity is excited to welcome her new apprentice, Charity, to Ponyville. But after Charity begins to copy the fashionista's every move, Rarity realizes this pony is a problem! This story teaches children about the importance of sharing with friends while being true to yourself.



# Project Instructions: Make a pillow buddy

## Here's what you'll need:


- Permanent colored markers, fabric paint, cloth stencils, or felt shapes
- Small pillowcases or fabric that can be stitched into a small pillow
- Sewing machine or needles and thread
- Non-allergenic polyfill

## Here's how to do it:

1. Contact an agency that serves families, such as homeless shelters, low-income pediatric clinics or youth shelters
2. Ask the agency if they will accept the pillow buddies and whether they have any suggestions to fit the needs of the families they serve. For example, do they need pillows for kids or adults?
3. Help your child decorate the pillow. They can use markers, fabric paints, stencils, or sew felt shapes to decorate the pillow. Your child may wish to give your pillow buddy eyes, a nose and a mouth so it has a cheery character
4. Stuff the pillowcase with polyfill and sew the end closed
5. Download, print, and ask your child to decorate this card to include with their pillow
6. Deliver the finished pillows and cards to a local shelter, pediatric clinic or youth shelter




**Permanent colored markers**



**Small pillowcases, needles and thread**



**Homemade card**



**generationOn**

## WHO IS GENERATIONON?

generationOn is the youth service division of Points of Light, igniting the power of kids and teens to make their mark on the world. generationOn inspires, equips and mobilizes hundreds of thousands of kids and teens annually to take action through service, service learning and youth leadership initiatives. It also provides tools and resources to kids, teens, families, youth practitioners and educators to help kids change the world and themselves through service. For more information, visit [www.generationon.org](http://www.generationon.org)