

AGES 6+



BASIC PLAY

Hey Grown-ups!

This playbook is a great tool to help you introduce the toy and teach your child how to use it. Follow along together to help guide your child for a rewarding play experience.

Keep in mind:

Since you know your child best, it is up to you to pick which products and resources are most appropriate for his or her level of ability. Make sure you supervise the play as needed, and don't modify the products.

Looking for more guidance for your child's play level? Please visit theautismproject.org for more information.



TOOLS

in collaboration with
THE AUTISM PROJECT



Questions? Call: 1-800-255-5516 Make sure to reference the instructions sheet that came with the toy for more information. Product and colors may vary. © 2015 Hasbro. All Rights Reserved. TM & ® denote U.S. Trademarks. A2120

1

2

3

4

5

6


The Jenga® game is fun to play!



The Jenga® game comes with smooth wooden blocks to play.



You can use this mat to sort and count the smooth wooden blocks.




**Find the printable mat here:
<http://toyboxtools.hasbro.com/tools>**


There are 54 JENGA blocks total.



Now, you can try stacking and sorting the wooden blocks into different piles.



Counting and stacking JENGA blocks is fun!



AGES 6+



EXPANDING PLAY

Hey Grown-ups!

If your child is fairly familiar with how to use this kind of toy, this playbook is a great tool to help expand their play experience and encourage them to try it for themselves.

Keep in mind:

Since you know your child best, it is up to you to pick which products and resources are most appropriate for his or her level of ability. Make sure you supervise the play as needed, and don't modify the products.

Looking for more guidance for your child's play level? Please visit theautismproject.org for more information.



TOOLS

in collaboration with
THE AUTISM PROJECT




Questions? Call: 1-800-255-5516 Make sure to reference the instructions sheet that came with the toy for more information. Product and colors may vary. © 2015 Hasbro. All Rights Reserved. TM & ® denote U.S. Trademarks. A2120

The Jenga® game is fun to play!



**The Jenga® game comes with wooden blocks and a stacking sleeve.
The sleeve helps keep the blocks in place while you get the game
ready to play.**




Stacking Sleeve

Wooden Blocks

**First, you can set up the game by stacking
3 wooden blocks in a vertical direction.**




**Next, you can stack the second layer
of 3 blocks on top of the first stack.
This time, stack the blocks in a horizontal direction.**




Now the second layer is done!




Now you can add the JENGA stacking sleeve.



Repeat your pattern of horizontal and vertical stacks until you have used up all of the blocks.



Now it's time to carefully remove the sleeve. It can be helpful to *lightly* keep one hand on the stack while using the other to pull the sleeve.




You can ask an adult for help.

Now it is time to play the JENGA game!

Pick a block that is below the top layer of the stack.

Try finding a loose brick that will come out easily. *Slowly* and *carefully* push it out of the tower.



You got it out!

Once you have taken a block out, place it on top of the stack.




Now you are ready to take out the second block. Be careful!




You did it! Now the block is out safely.


Now you can place this block on top of the stack.



**As you play, the JENGA tower might fall! That is OK.
You can start the game again.**




If your stack doesn't fall, keep playing until it does!



As you play, you can count how many layers of blocks you re-stacked.

**That Jenga® game was fun!
Would you like to play again?**



AGES 6+



SOCIAL PLAY

Hey Grown-ups!

If your child is ready to try playing with others, this playbook is a great tool to teach them how to incorporate basic social and imaginative play into this activity.

Keep in mind:

Since you know your child best, it is up to you to pick which products and resources are most appropriate for his or her level of ability. Make sure you supervise the play as needed, and don't modify the products.

Looking for more guidance for your child's play level? Please visit theautismproject.org for more information.



TOOLS

in collaboration with
THE AUTISM PROJECT

Questions? Call: 1-800-255-5516 Make sure to reference the instructions sheet that came with the toy for more information. Product and colors may vary. © 2015 Hasbro. All Rights Reserved. TM & ® denote U.S. Trademarks. A2120



The Jenga® game is fun to play with friends!




You can ask 1 or 2 people to play with you.

Would you like
to play JENGA
with me?



Sure!
That is a fun
game to play!

First, you and your friend must set up the game.



Stacking Sleeve


Wooden Blocks

Now you can begin to stack the blocks.

As you stack, change the direction of each layer like in the picture here.



Keep stacking until you run out of blocks. Try taking turns stacking!



Find printable turn-taking cards here!
<http://toyboxtools.hasbro.com/tools>

**Now it's time to remove the stacking sleeve.
Be careful!**



**It might help to lightly keep one hand on the stack
while using the other hand to pull the sleeve away.
You can ask an adult for help.**

**Now the tower is ready!
You and your friend will take turns playing.**



Who goes first?

You can choose the youngest person to go first, or, if your friend has come to your house, you can let them go first.

That is a nice thing to do for a friend when playing a game together.



**Find printable turn-taking cards here!
<http://toyboxtools.hasbro.com/tools>**

The goal of the game is to keep the tower from falling each time you take a turn.



On your first turn, pick a block that is below the top layer of blocks. It can be a block that is in the middle of the tower, or on the edges.



Try to pick one that is loose and will move out easily.

Slowly and carefully push it out of the tower so that the tower doesn't fall.

You got it out!

**After you've removed the block, place it on top of the stack.
Try not to let it fall!**




Make sure it faces the opposite direction of the layer below it.

**Count to 10. If the stack doesn't fall after 10 seconds,
it's your friend's turn.**




**Now it's your friend's turn! Just like you did,
they will pick a block and carefully push it out of the stack.**



**They did it!
The second block is out!**

**Once the block is out,
your friend will place it
on top of the stack next
to your first block.
Make sure the tower
doesn't fall!**

Keep taking turns with your friend until the tower falls.




If the stack falls while you are removing or stacking a block, your friend wins the game.



**That is OK!
You might win next time
you play.**

**You can give your friend
a high five and tell them
“Good game”!**

If your friend knocks down the tower, you win!



**When your friend is ready,
they might tell you,
“Good game!”**

**You can say,
“Thank you!”**

**Playing the Jenga® game
with friends is fun!
Want to play again?**