

AGES 3+

LEVEL

1

BASIC PLAY

Hey Grown-ups!

This playbook is a great tool to help you introduce the toy and teach your child how to use it. Follow along together to help guide your child for a rewarding play experience.

Keep in mind:

Since you know your child best, it is up to you to pick which products and resources are most appropriate for his or her level of ability. Make sure you supervise the play as needed, and don't modify the products.

Looking for more guidance for your child's play level? Please visit theautismproject.org for more information.



TOOLS

in collaboration with
THE AUTISM PROJECT


Questions? Call: 1-800-255-5516

Adult assembly required. No reading required to play. Make sure to reference the instructions sheet that came with the toy for assembly and play information.

Product and colors may vary. © 2015 Hasbro, Pawtucket, RI 02861-1059 USA.

All Rights Reserved. TM & © denote U.S. Trademarks.

A4756



Chutes and Ladders

Have an adult assemble all the pieces before you get started.



The Chutes and Ladders® game comes with all of these things.

This is the spinner.



This is the game board.



These are the pieces. Let's count them!



1




2



3

Which piece do you want to use? You can say: “I like ____.”

**There are some ladders on the game board. Ladders go up.*
Let's point to all 9 ladders on the game board and count them!**



*See playbook levels 2 and 3 to incorporate ladders into the game

**There are also some chutes on the game board. Chutes go down.*
Now let's point to all 9 chutes on the game board and count them!**



*See playbook levels 2 and 3 to incorporate chutes into the game.

This is how you'll move on the board from beginning to end.



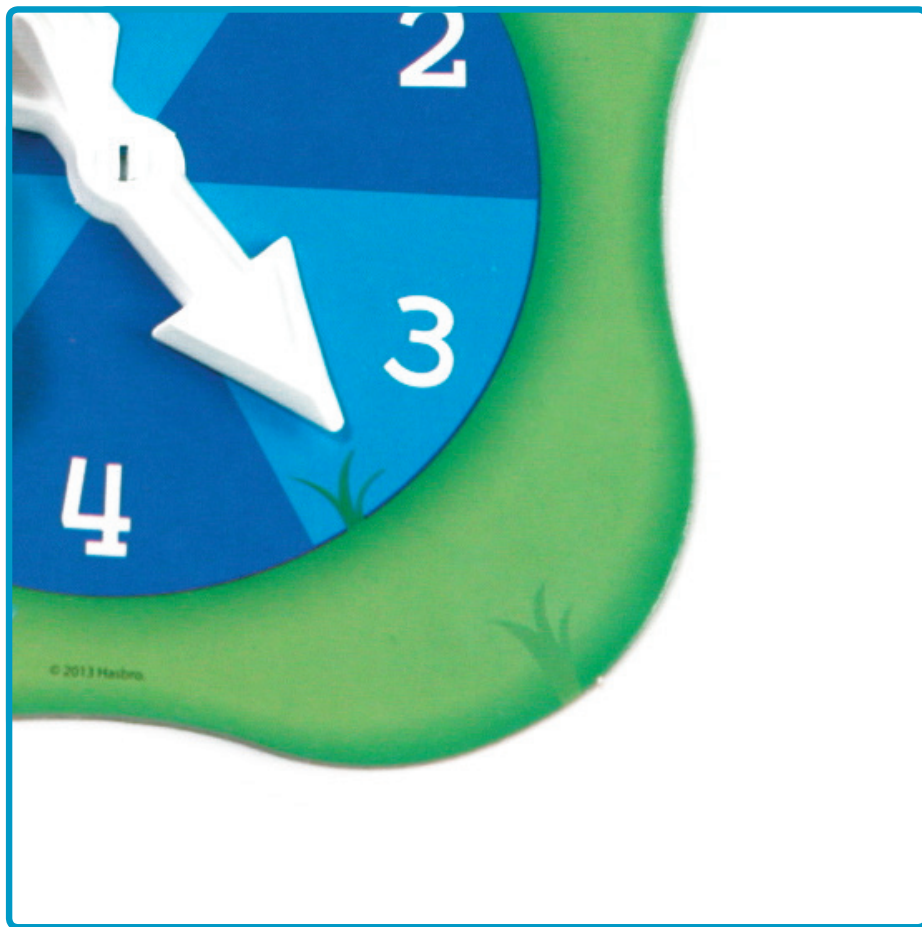
Now you're ready to play!
First, put your piece next to square #1.



Next, you spin the spinner.



The spinner landed on 3, so move your piece 3 squares.



**Keep spinning the spinner and moving your piece
the same number of squares.**



**When you get to square #100, you win!
Playing the CHUTES AND LADDERS game is fun!**

AGES 3+



EXPANDING PLAY

Hey Grown-ups!

If your child is fairly familiar with how to use this kind of toy, this playbook is a great tool to help expand their play experience and encourage them to try it for themselves.

Keep in mind:

Since you know your child best, it is up to you to pick which products and resources are most appropriate for his or her level of ability. Make sure you supervise the play as needed, and don't modify the products.

Looking for more guidance for your child's play level? Please visit theautismproject.org for more information.



TOOLS

in collaboration with
THE AUTISM PROJECT


Questions? Call: 1-800-255-5516

Adult assembly required. No reading required to play. Make sure to reference the instructions sheet that came with the toy for assembly and play information.

Product and colors may vary. © 2015 Hasbro, Pawtucket, RI 02861-1059 USA.

All Rights Reserved. TM & © denote U.S. Trademarks.

A4756



Chutes and Ladders

Have an adult help assemble all the pieces before you get started.



Spinner

3 pieces

Game board

The Chutes and Ladders® game is fun to play!
Here is what the game comes with.

**First, you will need to pick a piece to play with.
You can say, “I choose ____.”**



Next, put your piece next to square #1 to start.




As you play the game, this is the way you will move from beginning to end on the board. Each square has a number to help you keep track.



**On your turn, spin the spinner
and move that many spaces on the board.**

FIRST



Spin the spinner.

THEN



Move your piece.



**When you land on a square
with a ladder, move to the top.
Whee!**



**When you land on a square with a
chute, slide down to the bottom.
Whoo!**

Keep spinning the spinner and moving along the squares.
When you reach the 100th square, the game is all done.



The CHUTES AND LADDERS game is fun!
Do you want to play again?