

AGES 6+



## SOCIAL PLAY

Hey Grown-ups!

If your child is ready to try playing with others, this playbook is a great tool to teach them how to incorporate basic social and imaginative play into this activity.

Keep in mind:


Since you know your child best, it is up to you to pick which products and resources are most appropriate for his or her level of ability. Make sure you supervise the play as needed, and don't modify the products.

Looking for more guidance for your child's play level? Please visit [theautismproject.org](http://theautismproject.org) for more information.



# TOOLS

in collaboration with  
**THE AUTISM PROJECT**



# Twister

For 2+ Players. Adult assembly required. Questions? Call: 1-800-255-5516  
Make sure to reference the instructions sheet that came with the toy for assembly and play information. Product and colors may vary.  
© 2015 Hasbro. All Rights Reserved. TM & ® denote U.S. Trademarks.  
98831



**LEFT HAND**




© 2015 Hasbro. All rights reserved.

**RIGHT HAND**



© 2015 Hasbro. All rights reserved.

**LEFT FOOT**

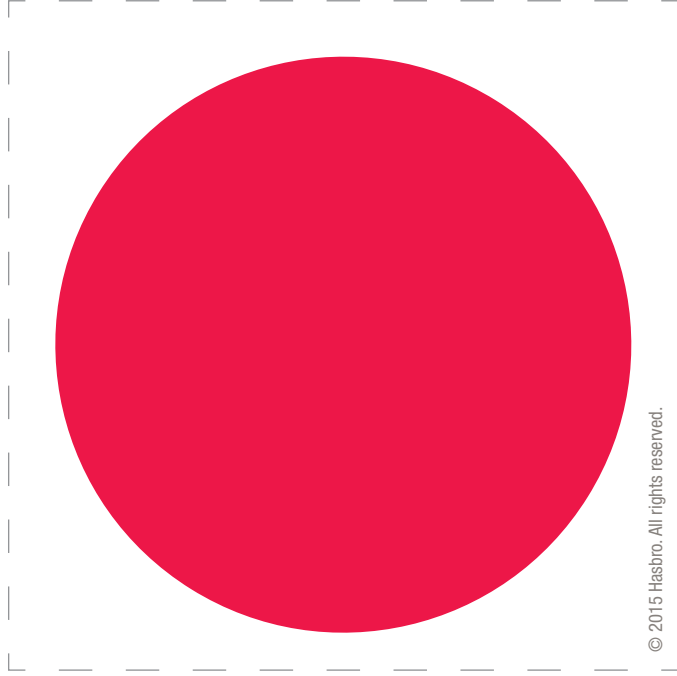


© 2015 Hasbro. All rights reserved.

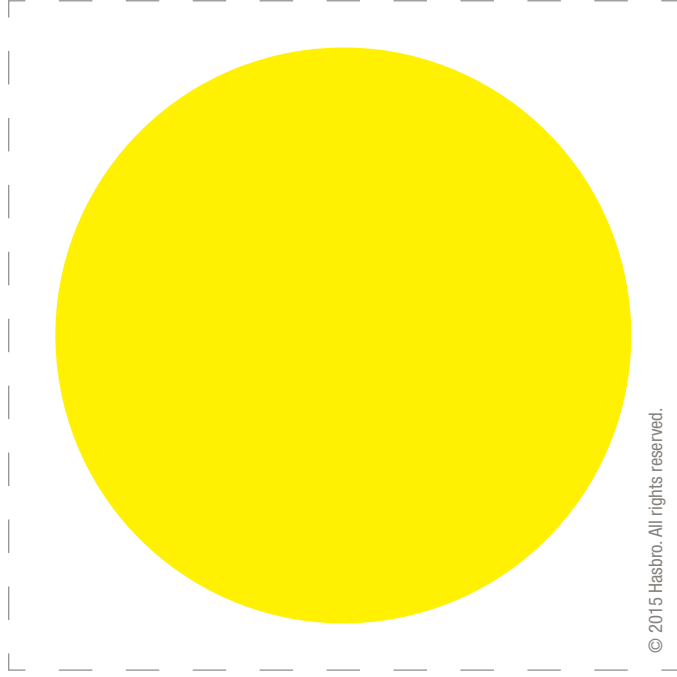
**RIGHT FOOT**



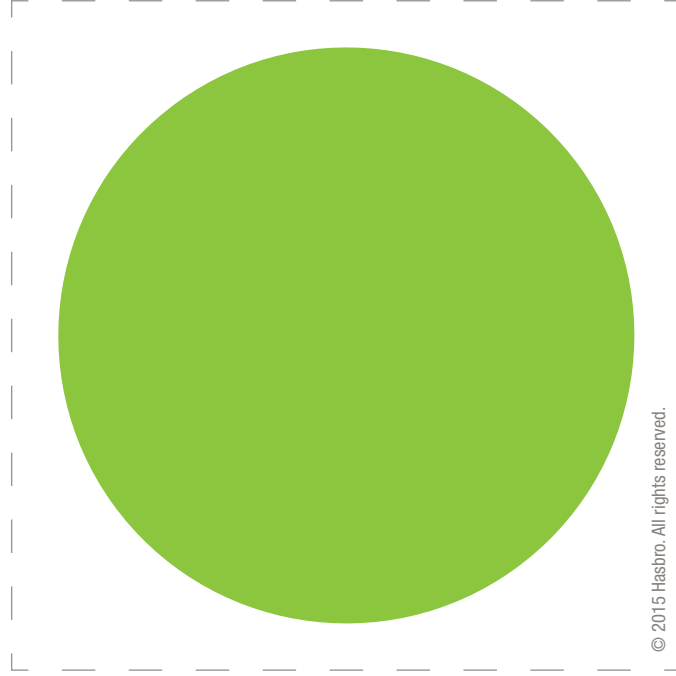
© 2015 Hasbro. All rights reserved.



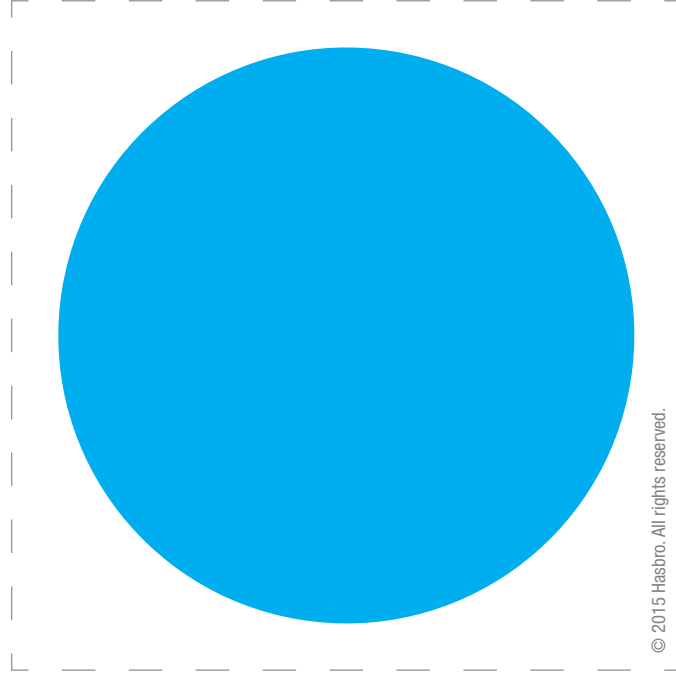
© 2015 Hasbro. All rights reserved.



© 2015 Hasbro. All rights reserved.






© 2015 Hasbro. All rights reserved.




© 2015 Hasbro. All rights reserved.

**Hey Grown Ups! Print on cardstock and cut out each card. Use with the Toybox Tools Twister playbooks.**  
Visit [ToyboxTools.com](http://ToyboxTools.com) for more information.






These cards can help visually reinforce the directions given by the spinner. Use them on a first/then board, or simply hold them up when calling out a move.



Use the turn-taking cards to visually communicate whose turn it is to play.

Find printable cards here!  
<http://toyboxtools.hasbro.com/tools>

**Twister® is a fun game you can play with your friend.  
Let's play TWISTER!**




**When you are moving, your body might touch your friend's body on the mat. That is okay and part of the game. Everyone is safe and having fun.**



**Ready to play?**

**You can stand on one side of the mat.  
Your friend can stand on the other side of the mat.**




**You and your friend can have fun when you take turns.  
You can use the turn-taking cards to help remember whose turn it is.**

**On your turn, you can listen to the directions from the spinner person and do what they say.**


# FIRST

**LEFT FOOT**



**Listen for the body part.**

# THEN



**Put your hand or foot on the place you hear.**



**Then, your friend can have a turn.**



**You can stay at your place and try not to fall.**

**Wow, you did a great job!**  
**Now let's try adding in the special circles.**



**means your body part  
goes in the air.**



**means that the spinner person  
makes up a silly direction.**



**You are all done!**  
**You can high-five your friend and say, “Great job!”**



**Playing Twister with a friend is fun!**