

BASIC PLAY

AGES 5+

Hey Grown-ups!

This playbook is a great tool to help you introduce the Transformers Bumblebee Turbo Changer to your child and teach them how to use it. Follow along together to help guide your child for a rewarding play experience.

Keep in mind: Since you know your child best, it is up to you to pick which products and resources are most appropriate for his or her level of ability. Make sure you supervise the play as needed, and don't modify the products. Looking for more guidance for your child's play level? Please visit www.autismproject.org for more information.

This activity uses the
TRANSFORMERS
BUMBLEBEE TURBO
CHANGER™* toy.



TRANSFORMERS™

Make sure to reference the instructions sheet that came with the toy for assembly, play, and battery information. Questions? Call: 1-800-255-5516
Product and colors may vary. CAMARO is a trademark of General Motors.
Manufactured under license from TOMY Company, Ltd. © 2017 Paramount Pictures Corporation. All Rights Reserved.
®* and/or TM* & © 2017 Hasbro, Pawtucket, RI 02861-1059 USA. All Rights Reserved. Tous droits réservés. TM & © denote U.S. Trademarks.
C0884




Meet Bumblebee!
He can be a vehicle or a robot.



Now Bumblebee is a vehicle! Push him to roll.




You can change him from a robot to a vehicle in 3 steps. Here's how:



First, push both of his hands up.

Then turn his arms in.



Now hold him and fold his feet in.



You can change him from a vehicle to a robot in 3 steps. Here's how:



First, hold the vehicle with your thumbs & fingers on the doors.

**Next, squeeze the doors
& pull the feet out.**



**Last, push the windshield
until you hear a “click”.**



Now you turned Bumblebee back into a robot!



It's fun to play with Bumblebee!



SOCIAL PLAY

AGES 5+

Hey Grown-ups!

If your child is ready to try playing with others, the activities in this playbook can be a great tool to help you teach them how to engage in social and/or imaginative play.

Keep in mind: Since you know your child best, it is up to you to pick which products and resources are most appropriate for his or her level of ability. Make sure you supervise the play as needed, and don't modify the products. Looking for more guidance for your child's play level? Please visit www.autismproject.org for more information.

This activity uses the TRANSFORMERS BUMBLEBEE TURBO CHANGER™*, TRANSFORMERS GRIMLOCK TURBO CHANGER, or TRANSFORMERS MEGATRON TURBO CHANGER toy.



Make sure to reference the instructions sheet that came with the toy for assembly, play, and battery information. Questions? Call: 1-800-255-5516
Product and colors may vary. CAMARO is a trademark of General Motors.
Manufactured under license from TOMY Company, Ltd. © 2017 Paramount Pictures Corporation. All Rights Reserved.
®* and/or TM* & © 2017 Hasbro, Pawtucket, RI 02861-1059 USA. All Rights Reserved. Tous droits réservés. TM & © denote U.S. Trademarks.
C0884



Meet Bumblebee!
You can play with Bumblebee as a vehicle or a robot.



Let's switch Bumblebee from vehicle mode to robot mode.



**First, squeeze the vehicle doors
and pull the feet.**



**Then, turn out his arms
and pull his hands down.**

Now imagine Bumblebee is ready to battle the Decepticons!




Oh no! Here comes Megatron! Your friend can say: "I found you, Megatron!" Then you can say: "I am too powerful for you, Bumblebee!" Last, you can say: "Full Autobot power!"



**After the battle, now it's time to
convert Bumblebee back to vehicle mode.**



**First, push the hands up and the
arms in.**



**Then fold the feet
back into place.**



**Last, push the windshield
until you hear a "click".**

In vehicle mode, you can roll Bumblebee to the rescue.



It's fun to play Transformers robots with my friends and family!

