LEVEL 1

BASIC PLAY

Hey Grown-ups!
This playbook is a great tool to help you introduce the toy and teach your child how to use it. Follow along together to help guide your child for a rewarding play experience.

Keep in mind:
Since you know your child best, it is up to you to pick which products and resources are most appropriate for his or her level of ability. Make sure you supervise the play as needed, and don't modify the products.

Looking for more guidance for your child's play level? Please visit theautismproject.org for more information.

Hasbro TOYBOX TOOLS™

in collaboration with
THE AUTISM PROJECT

AGES 6+



Twister

For 2+ Players. Adult assembly required. Questions? Call: 1-800-255-5516
Make sure to reference the instructions sheet that came with the toy for assembly and play information. Product and colors may vary.
© 2015 Hasbro. All Rights Reserved. TM & ® denote U.S. Trademarks.
98831

The Twister® game has two parts.

A spinner:

The spinner shows colors and body parts.

And a mat:

You can wear socks and stand on the mat to play.

You can count the circles on the mat.



There are 6 red circles.
There are 6 blue circles.

There are 6 yellow circles.
There are 6 green circles.

You can put your feet on the colored circles.

FIRST

Put your feet on
two green circles.

THEN

Put your feet
on two yellow circles.

You can put your hands
on the colored circles.

FIRST

Put your hands on
two blue circles.

THEN

Put your hands
on two red circles.

Let’s try all the parts together. Follow the steps.

Put your hands on two green circles.

Put your feet on two red circles.



Put your hands on two blue circles.

Put your feet on two yellow circles.

All done! TWISTER is fun!