

AGES 6+



SOCIAL PLAY

Hey Grown-ups!

If your child is ready to try playing with others, this playbook is a great tool to teach them how to incorporate basic social and imaginative play into this activity.

Keep in mind:

Since you know your child best, it is up to you to pick which products and resources are most appropriate for his or her level of ability. Make sure you supervise the play as needed, and don't modify the products.

Looking for more guidance for your child's play level? Please visit theautismproject.org for more information.



TOOLS

in collaboration with
THE AUTISM PROJECT

Questions? Call: 1-800-255-5516 Make sure to reference the instructions sheet that came with the toy for more information. Product and colors may vary. © 2015 Hasbro. All Rights Reserved. TM & ® denote U.S. Trademarks. A2120



The Jenga® game is fun to play with friends!



You can ask 1 or 2 people to play with you.

Would you like
to play JENGA
with me?



Sure!
That is a fun
game to play!

First, you and your friend must set up the game.



Stacking Sleeve


Wooden Blocks

Now you can begin to stack the blocks.

As you stack, change the direction of each layer like in the picture here.




Keep stacking until you run out of blocks. Try taking turns stacking!



Find printable turn-taking cards here!
<http://toyboxtools.hasbro.com/tools>

**Now it's time to remove the stacking sleeve.
Be careful!**



**It might help to lightly keep one hand on the stack
while using the other hand to pull the sleeve away.
You can ask an adult for help.**

**Now the tower is ready!
You and your friend will take turns playing.**



Who goes first?

You can choose the youngest person to go first, or, if your friend has come to your house, you can let them go first.

That is a nice thing to do for a friend when playing a game together.



**Find printable turn-taking cards here!
<http://toyboxtools.hasbro.com/tools>**

The goal of the game is to keep the tower from falling each time you take a turn.



On your first turn, pick a block that is below the top layer of blocks. It can be a block that is in the middle of the tower, or on the edges.



Try to pick one that is loose and will move out easily.

Slowly and carefully push it out of the tower so that the tower doesn't fall.

You got it out!

**After you've removed the block, place it on top of the stack.
Try not to let it fall!**




Make sure it faces the opposite direction of the layer below it.

**Count to 10. If the stack doesn't fall after 10 seconds,
it's your friend's turn.**




**Now it's your friend's turn! Just like you did,
they will pick a block and carefully push it out of the stack.**




**They did it!
The second block is out!**

**Once the block is out,
your friend will place it
on top of the stack next
to your first block.
Make sure the tower
doesn't fall!**

Keep taking turns with your friend until the tower falls.



If the stack falls while you are removing or stacking a block, your friend wins the game.



**That is OK!
You might win next time
you play.**

**You can give your friend
a high five and tell them
“Good game”!**

If your friend knocks down the tower, you win!



**When your friend is ready,
they might tell you,
“Good game!”**

**You can say,
“Thank you!”**

**Playing the Jenga® game
with friends is fun!
Want to play again?**