

BASIC PLAY

AGES 3+

Hey Grown-ups!

This playbook is a great tool to help you introduce the toy and teach your child how to use it. Follow along together to help guide your child for a rewarding play experience.

Keep in mind: Since you know your child best, it is up to you to pick which products and resources are most appropriate for his or her level of ability. Make sure you supervise the play as needed, and don't modify the products. Looking for more guidance for your child's play level? Please visit www.autismproject.org for more information.

This activity uses the Sweet Tears Baby™ doll.



**baby
alive**

Questions? Call: 1-800-255-5516 NOTE: Adult should remove and discard fasteners/packaging components.
Product and colors may vary. 3x 1.5V AA ALKALINE BATTERIES REQUIRED. DEMO BATTERIES INCLUDED
Make sure to reference the instructions sheet that came with the toy for assembly, play, and battery information.

© 2017 Hasbro. All Rights Reserved. TM & ® denote U.S. Trademarks. C0957 (BL); C0958 (BR); C0959 (AA)

This is the Baby Alive® Sweet Tears Baby™ doll.



She comes with:



Stethoscope



Bandage



Hair brush



Thermometer



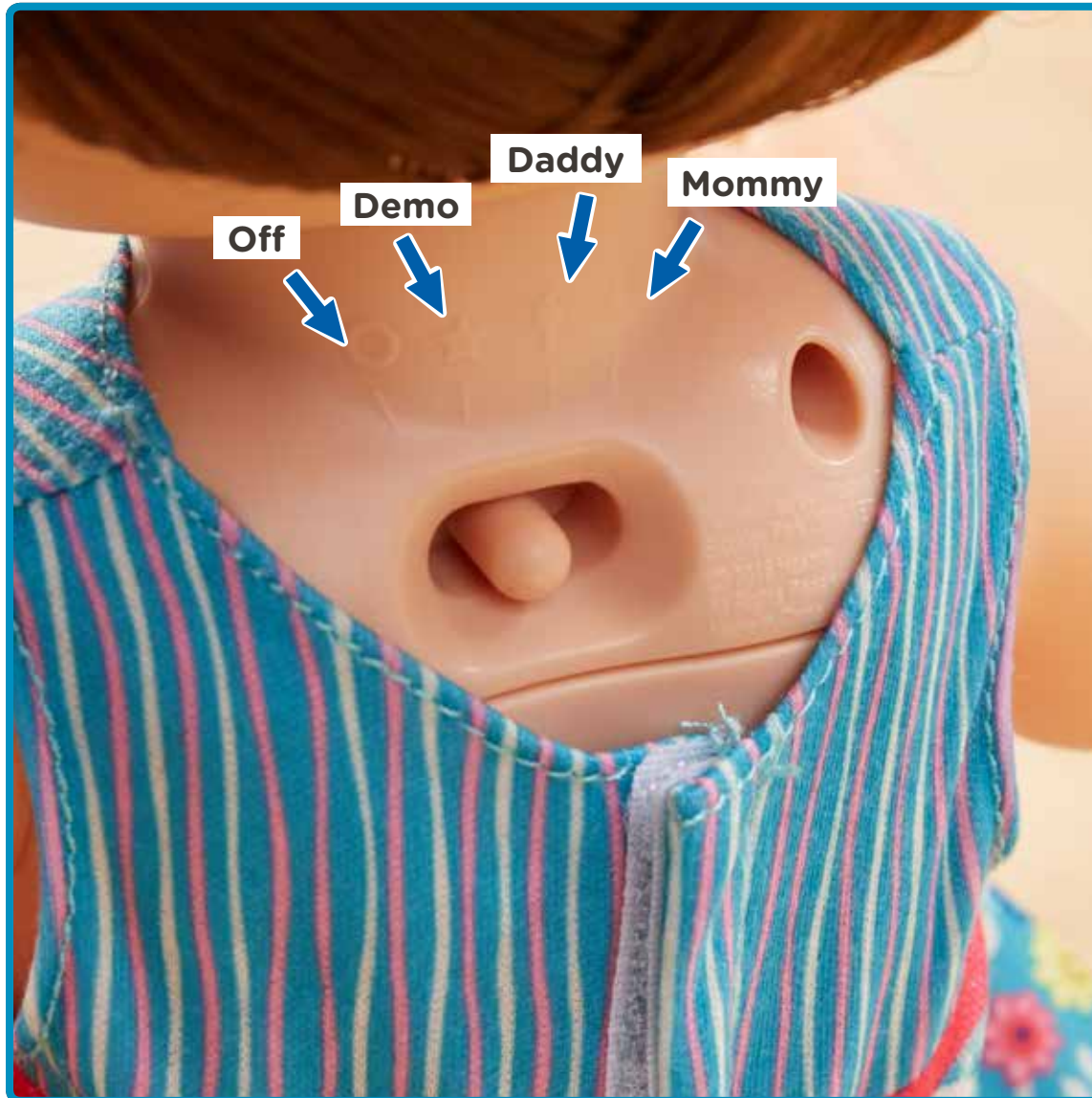
Tissue



“Juice” box

You will also need a bowl filled with water.

The Sweet Tears Baby™ doll can talk! She can call you “Mommy” or “Daddy.” Move the switch to choose what she will call you.



Push here to hear her talk.



**Is your baby doll sick? Help her find out what's wrong!
Let's give her a checkup.**




First, take her temperature with the thermometer.




You can say, “Do you have a boo-boo?” and give her a bandage.



Then, check her heartbeat with the stethoscope.



Next, press her nose.
Oh no! It's red. Use the tissue to pretend to wipe her nose.



**Feels so
stuffy in my
nose!**



Your Sweet Tears Baby™ doll can cry tears. Before you play, you can have a grown up help you fill up her “juice” box with water.



First, fill a bowl from home with water. Squeeze the “juice” box before placing in the water to let any air out. Don’t let go!




Then, put the box’s straw in the water and let go. Water will go inside the “juice” box. One squeeze is enough.

**Feed your baby doll her “juice” box.
Put the straw in her mouth and slowly squeeze.
Pretend she was very thirsty!**



**Now that she drank her water, she can cry tears.
Push and hold her nose. Count “1...2...3” and stop pushing.
This will help her tears come out.**



**Oh no, poor baby! Wipe her tears with the tissue.
You can say, “That’s better, baby.”**



**Hold her and gently pat her back. You can say,
“You are safe, baby. Relax baby, I’ve got you. Daddy is here with you.”**



**You can give her hugs and kisses and
imagine it's making her feel better.**



**Brush her hair to help comfort her, too.
Pretend she is feeling so much better! You can say, “I love you, baby!”**



It's fun to pretend to be a Mommy or Daddy to your Baby Alive® Sweet Tears Baby™ doll!



SOCIAL PLAY

AGES 3+

Hey Grown-ups!

If your child is ready to try playing with others, the activities in this playbook can be a great tool to help you teach them how to engage in social and/or imaginative play.

Keep in mind: Since you know your child best, it is up to you to pick which products and resources are most appropriate for his or her level of ability. Make sure you supervise the play as needed, and don't modify the products. Looking for more guidance for your child's play level? Please visit www.autismproject.org for more information.

This activity uses the Sweet Tears Baby™ doll.



**baby
alive**

Questions? Call: 1-800-255-5516 NOTE: Adult should remove and discard fasteners/packaging components.
Product and colors may vary. 3x 1.5V AA ALKALINE BATTERIES REQUIRED. DEMO BATTERIES INCLUDED
Make sure to reference the instructions sheet that came with the toy for assembly, play, and battery information.

© 2017 Hasbro. All Rights Reserved. TM & ® denote U.S. Trademarks. C0957 (BL); C0958 (BR); C0959 (AA)

This is the Baby Alive® Sweet Tears Baby™ doll.



She comes with:



Stethoscope



Bandage



Hair brush



Thermometer



Tissue



“Juice” box

You will also need a bowl filled with water.

Your Sweet Tears Baby™ doll can cry tears. Before you play, have a grown up help you fill up her “juice” box with water.

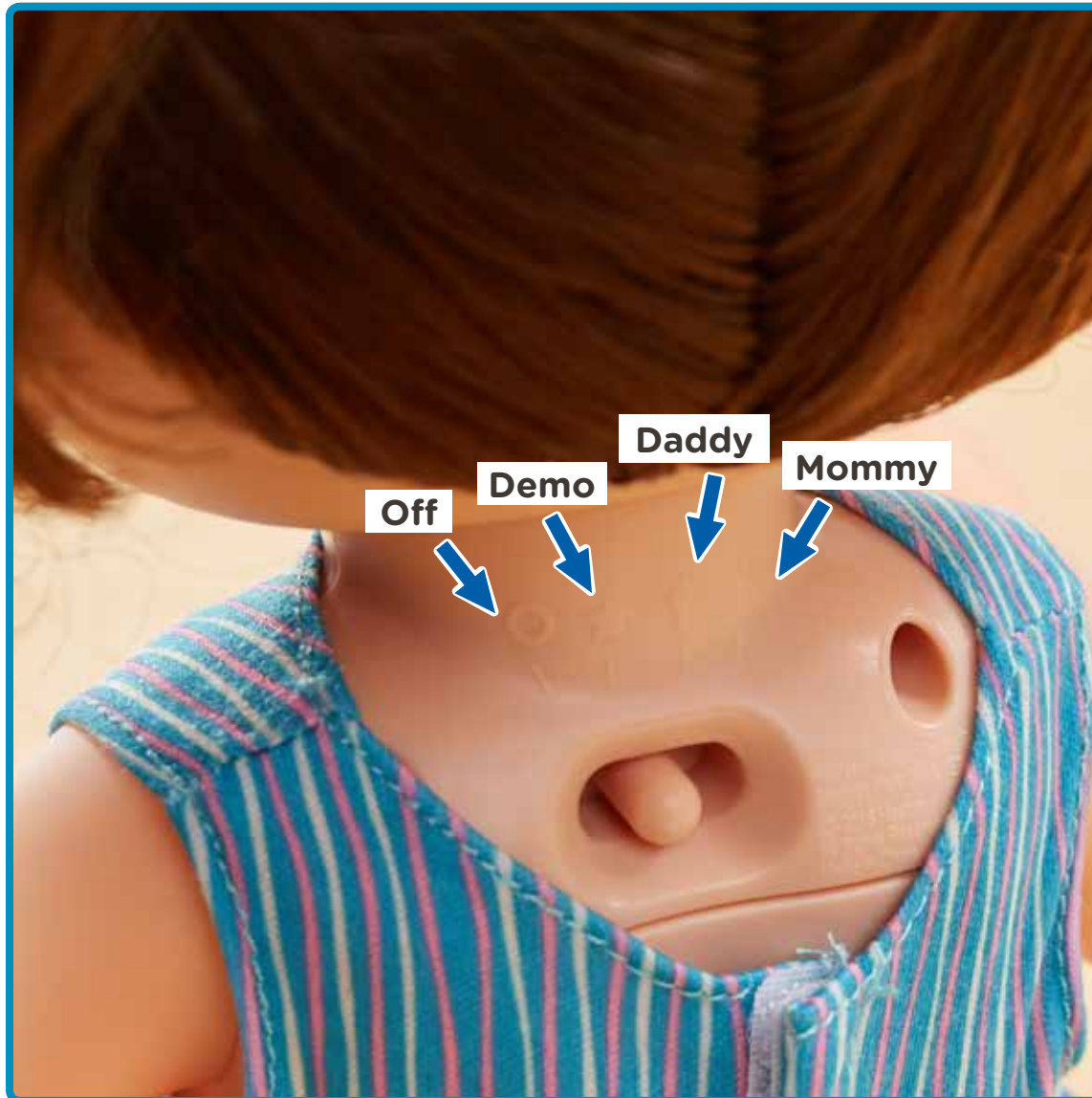


First, fill a bowl from home with water. Squeeze the “juice” box before placing in the water to let any air out. Don’t let go!



Then, put the box’s straw in the water and let go. Water will go inside the “juice” box. One squeeze is enough.

The Sweet Tears Baby™ doll can talk! She can call you “Mommy” or “Daddy.” Move the switch to choose what she will call you.



Push here to hear her talk. Now, we're ready to play!



**It's fun to play with Sweet Tears Baby™ and a friend.
You can pretend to be the Mommy or Daddy and your
friend can pretend to be the doctor.**



**I choose:
Daddy**



**I choose:
Doctor**

You can imagine your baby doll just woke up from her nap and wants a drink from her “juice” box.



Say, “I’ll feed you, baby!” Put the straw in her mouth and slowly squeeze. She will drink it up!



**Pretend she is fussy and wants a hug. You can say,
“There, there, baby. Daddy will take care of you.”**



What's wrong, baby? She is starting to cry! Press and hold her nose, Count "1...2...3" and stop pressing. This will help her tears come out.



Poor baby! Let's pretend to go to the doctor's office and get your baby doll a checkup.

Hi, Doctor. We are here to give baby a checkup. She is crying and feels hot.

Let's take her temperature. Lay her down on the table.



**This won't
hurt. It will be
OK, baby."**

**Oh, yes!
She has a
fever!**



Let's pretend to listen to her heart beat.

**Don't be
scared, baby.**

**Her heart
sounds
good!**





**She has a fever
so she will need
to rest and cool
down.**

**Wet her cloth tissue with the cold water from a bowl.
Then, place it on her head. Pretend it is helping her cool down.**



Fill up her “juice” box again and give her a sip to pretend to help her cool down, too.



**You can say, “Do you feel better, baby?”
You can respond, “I am glad you feel better baby.”**



**Thank you,
Doctor! I will
take good care
of her at home.**



**It's so much fun to play with Baby Alive®
Sweet Tears Baby™ and a friend together!**

