



CONTENTS

- Gator with Snap-in Tail • 2 Three-piece Putters • 2 Gator Golf Balls

OBJECT

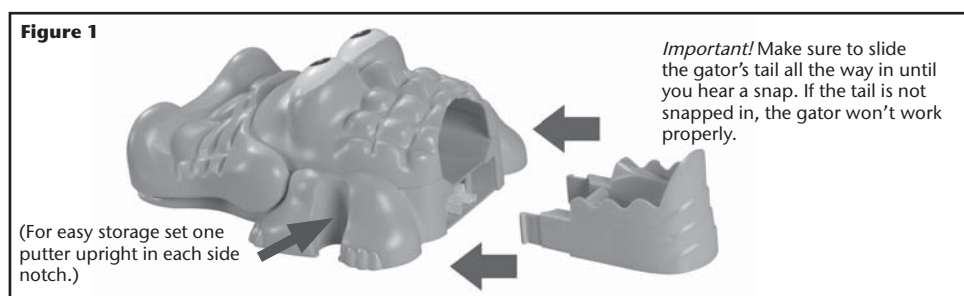
Score four points by hitting your ball through the gator’s mouth and into his tail.

THE FIRST TIME YOU PLAY

Remove the game parts from their wrappings, and discard the waste.

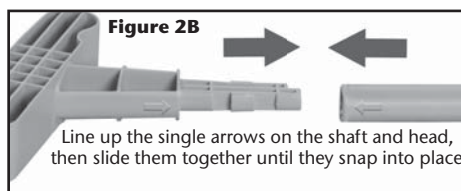

Snap in the Gator’s Tail

It couldn’t be easier: just place the gator on a flat surface, then slide in the tail until it snaps into place. See Figure 1.



Assemble the Putters

To assemble each putter, take three matching-color pieces and snap them together as shown in Figures 2A & 2B.



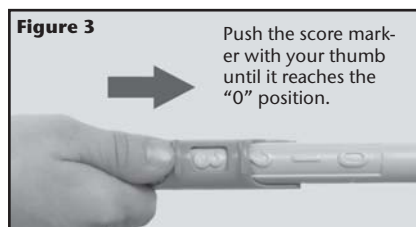
AGE **3+** | 15 | 1-2 PLAYERS

ADULT ASSEMBLY REQUIRED



GET READY!

Where to play: Gator Golf plays best indoors on a low-pile carpet. Avoid rough surfaces and shaggy carpeting.



Place the gator in the center of an open area. Take a putter and its matching colored ball. Slide the score marker on your putter to "0". Your opponent does the same. Figure 3 shows how to move your score marker.

Now place the balls side by side, an equal distance away from the gator. This is the starting position for both players.

Open the Gator's Mouth: Before you start playing, open the gator's mouth by holding down its lower jaw and pulling up its top jaw until it locks into the open position.

PLAY!

Choose a player to putt first. Players then alternate turns.

On Your Turn

Each player takes one putt per turn. The goal is to "sink your putt" by hitting your ball through the gator's mouth into his tail.

If you don't have a clear shot at the gator's mouth, use your turn to "set up" a clear shot for your next turn.

- If you sink your putt, the gator will flip the ball out with his tail! Each putt you sink is worth one point. See Sinking Your Putt.
- If you don't sink your putt, your turn is over. Leave your ball wherever it stopped. You must putt from that location on your next turn.

Sinking Your Putt

You score one point for each putt you sink. Score your point by sliding the score marker on your putter to the next higher number. Your turn is then over.

Leave the ball wherever it stopped after the gator flipped it out. On your next turn, you must putt from that location. Then open the gator's mouth to get him ready for the next putt.

Putting Pointers

- **Interference.** If your ball is touching an object (a wall, furniture, your opponent's ball, even the gator), you may move it one putter head away from that object at the beginning of your turn.
- **Putting Around.** If your opponent's ball is between your own ball and the gator's mouth, you must try to putt around it.

HOW TO WIN

The first player to reach 4 points wins the game!

© 2008 Hasbro. All rights reserved.

Distributed in the United Kingdom by Hasbro UK Ltd., Caswell Way, Newport NP19 4YH. Tel: 00800 22427276.

Distributed in Australia by Hasbro Australia Limited, 570 Blaxland Road, Eastwood, NSW 2122, Australia. Tel. 1300 138 697.

Distributed in New Zealand by Hasbro NZ (a branch of Hasbro Australia Limited), 221 Albany Highway, Auckland, New Zealand. Tel. 0508 828 200.

Distributed in the USA by Hasbro, Pawtucket, RI 02862 USA.

www.hasbro.co.uk

0209**05296**102 

elefunandfriends.com 



0209**05296**102 

GATOR GOLF

Instructions (UK)