

# Easy-Bake

## Ultimate OVEN

Gather your ingredients & start baking!

Start by making your dough!

**1** Plug in your EASY-BAKE® Ultimate Oven, and turn it on. Preheat for 20 minutes.

**2** Make the glaze: Pour 1 egg wash mix and 2 tablespoons of water into a bowl. Stir the mixture with a spoon, and set it aside for later.

**3** Make the pretzel dough: Pour 1 pretzel mix and 4 teaspoons of water into a bowl. Stir and press the mixture together until you form the dough.

**4** Use your hands to shape the dough into a ball. Sprinkle flour on your hands if the dough is too sticky.

**5** Now, choose a Pretzel shape, to the right and building your pretzel!

Next, choose your shape

**1** Split the ball of dough into 4 equal pieces.

**2** Roll the pieces of dough into ropes.

**3** Place pretzels on the sprayed baking pan. Use a pastry brush or your finger to spread some glaze on top of the dough.

**4** Sprinkle the glazed dough with coarse salt. *Now follow the Baking Instructions!*

**5** Roll the pieces of dough into ropes.

**Pretzel Ropes**

**1** Split the ball of dough into 6 equal pieces.

**2** Roll the pieces of dough into ropes.

**3** Twist each rope into a pretzel shape as shown.

**4** Place pretzels on the sprayed baking pan. Use a pastry brush or your finger to spread some glaze on top of the dough.

**5** Sprinkle the glazed dough with coarse salt. *Now follow the Baking Instructions!*

**Pretzel Twists**

**1** Roll the entire ball of dough into a 12-inch-long rope.

**2** Cut the rope into 1-inch pieces to make up to 12 nuggets.

**3** Press a slanted line on top of each nugget.

**4** Place pretzels on the sprayed baking pan. Use a pastry brush or your finger to spread some glaze on top of the dough.

**5** Sprinkle the glazed dough with coarse salt. *Now follow the Baking Instructions!*

**Pretzel Nug-**

# Easy-Bake

Ultimate  
OVEN

Gather your ingredients  
& start baking!

Now bake  
your pretzels!

**1** Use the pan tool to push the pan into the baking chamber. Stop when the baking line on the handle lines up with the edge of the baking slot.

**2** Bake for 12 minutes

**3** When the baking time is done, use the pan tool to push the baking pan into the cooling chamber. Let it cool for 5 minutes.

**4** Use the pan tool to slide the baking pan out of the oven. When finished, turn off and unplug oven.

**5** Repeat the steps to make the rest of the pretzel mixes. Then follow the Nacho Cheese Dip Instructions!

Baking line

Look inside oven to make sure metal doors are closed on both sides. If one door is slightly open, use pan tool to push it shut. If you pushed the pan too far, just follow steps 3 and 4, and start again.

Lastly, mix your  
nacho cheese dip!

## Dipping Fun:

**1** Make the cheese dip: Pour 1 nacho cheese sauce mix and 2 tablespoons of water into a bowl. Stir until smooth.

**2** Serve the cheese dip with your freshly baked pretzel twists, sticks and nuggets!

Enjoy!



Plan your own  
EASY-BAKE  
pretzel party for  
your friends!

## Party Pretzel Dippers



Gather your ingredients  
& start baking!

### From EASY-BAKE:

- baking pan
- pan tool
- 3 pretzel mixes
- 1 nacho cheeses sauce mix
- 1 egg wash mix
- 1 course salt packet

### From your kitchen:

- cooking spray
- measuring spoons
- mixing bowls
- kitchen timer
- water
- wax paper or plastic mat
- spoon or spatula
- paper towels

# Plan an Easy-Bake® Party!

## My Party Plan:

WHEN: \_\_\_\_\_

WHERE: \_\_\_\_\_

THEME: \_\_\_\_\_

Decorations: \_\_\_\_\_

Games: \_\_\_\_\_

Snacks: \_\_\_\_\_


Beverages: \_\_\_\_\_


\_\_\_\_\_


\_\_\_\_\_


\_\_\_\_\_


## My Guest List:


 \_\_\_\_\_


 \_\_\_\_\_


 \_\_\_\_\_

 \_\_\_\_\_

 \_\_\_\_\_

 \_\_\_\_\_

 \_\_\_\_\_

 \_\_\_\_\_

## Get Everything Together

Here's everything you'll need to bake!



## From Your Kitchen:

- water
- cooking spray
- measuring spoons
- mixing bowls
- spoons or spatulas
- kitchen timer
- paper towels
- wax paper or plastic mat
- toothpick

AGES 8+  
ADULT SUPERVISION REQUIRED.

# Easy-Bake Ultimate OVEN

## Party Pretzel Dippers

THIS SET INCLUDES: 3 pretzel mixes, 1 nacho cheese sauce mix  
1 egg wash mix, 1 coarse salt packet



**Note To Parents:**

- Please read the EASY-BAKE Ultimate Oven instructions thoroughly before making these mixes.
- Wash all pans, bowls and utensils by hand thoroughly before use. Do not wash in dishwasher.
- Dry all parts by hand thoroughly after washing. • Make sure children wash their hands before using the mixes.

**STAIN ADVISORY:** Food mixes may cause staining. Cover your workspace with wax paper or a plastic mat, and avoid spilling food on clothing. If dry mix is spilled, use a broom or vacuum to clean it up. If wet mix is spilled, wash immediately with soap and water.

Check it out!

[easybake.com](http://easybake.com)  
For great recipes, events and more!



Mix it!



Bake it!



Enjoy it!



93404 PN 7164860000  
Product and colors may vary.  
© 2011 Hasbro, Pawtucket, RI 02862 USA. All Rights Reserved.  
TM & ® denote U.S. Trademarks.  
FOOD PACKETS MADE IN THE USA. OTHER  
COMPONENTS MADE IN CHINA. PACKAGED IN CHINA.

Questions?  
Call 1-800-327-8264