



## Snowflakes

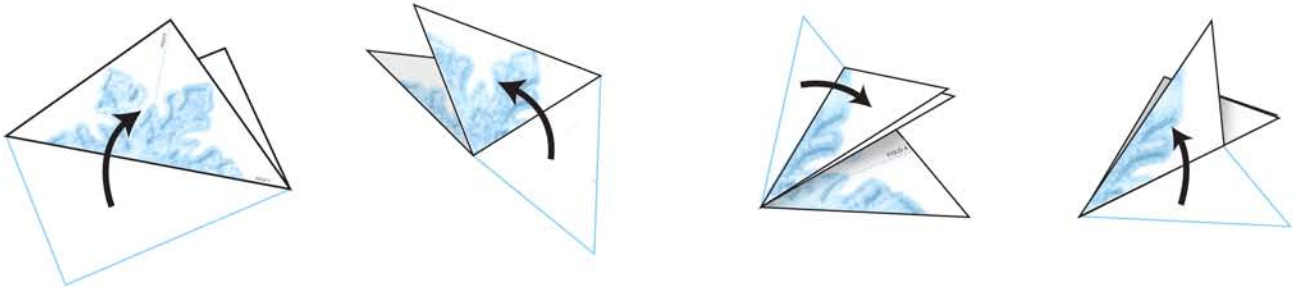
1. Using a color printer, print snowflake templates onto 8.5" x 11" paper.



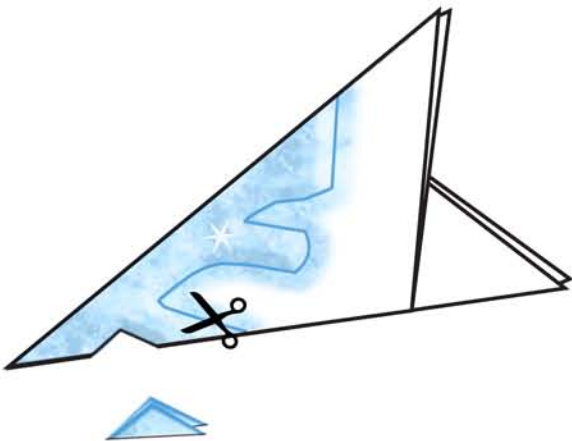
2. Cut out along black lines.




3. Help your child fold as shown.




4. Help your child cut along blue line.



5. Unfold and decorate your winter wonderland!






FOLD 2

FOLD 1

FOLD 4

FOLD 3



FOLD 1

FOLD 2

FOLD 4

FOLD 3