

# DOMAIN™

Where the Challenge Is...

For 2 players/Ages 8 to Adult

Rules © 1983 Parker Brothers, Beverly, MA 01915. Printed in U.S.A.

**OBJECT** To score the most points by trying to occupy the largest area on the plastic game board.

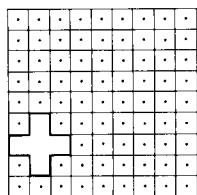
**EQUIPMENT** A plastic game board • 26 shapes: 2 crosses, 2 large T's, 2 long bars, 2 squares, 2 small T's, 4 angles, 6 medium bars, 6 small bars

## SET UP


1. Place the shapes next to the game board.
2. Decide which color each player will play and who will go first.

## PLAYING


1. The first player selects any shape and places it anywhere on the game board, with his or her color **facing up**.
2. The next player then selects any shape and places it anywhere on the game board, with his or her color **facing up**.
3. If you place your shape **adjacent to any part of your opponent's shape (or shapes)**, turn your opponent's shape over in the same position so that your color faces up. (See Figures 1, 2, and 3.)
4. Play continues in this way, with players alternating turns.



**Figure 1**  
To begin the game, the first player places any shape, in this case a white cross, as shown.



**Figure 2**  
The blue player then places the angle shape adjacent to the cross shape.



**Figure 3**  
The blue player then turns over the cross shape so the blue side faces up.

**Point Value of Shapes:** The number that's on each shape stands for its point value. You can only earn those points, however, if the shape shows your color **at the end of the game**. So, as you play, you want to try to do two things. First, whenever you can, try to place a shape so your opponent can't play one of his or her shapes adjacent to it... and thereby can't turn it over to his or her color. Second, try to place your shapes adjacent to any of your opponent's shapes... so you can turn them over to your color.

## END OF GAME

The game ends when there is no more room on the game board to place the remaining shapes.

## WINNING

At the end of the game, each player totals the point value of the shapes showing his or her color. The one with the most points wins.

## GAME VARIATIONS

**Intermediate Level.** Play the same as you did before, with the following exceptions:

- Divide the shapes equally between both players before you begin.
- On each turn, you must place a shape **adjacent to at least one of your opponent's shapes**.
- The game ends when neither player can play a shape. **NOTE:** A player may be able to make two or more consecutive turns at the end of the game if the opponent can't play any of his or her remaining shapes.

**Expert Level.** Play the same as in the Intermediate Level, but with the following exception:

- When a shape is played, **all adjacent shapes must be turned over, regardless of their color!** That means you'll have to turn over any of **your** shapes that are adjacent to a shape you play!

 **PARKER BROTHERS**

We will be happy to answer your questions or comments about DOMAIN. Contact the Consumer Response Department in the location nearest you:

In the U.S.A.: Parker Brothers, P.O. Box 1012, Beverly, MA 01915.

In Australia and New Zealand: Parker Games, 104 Bourke Road, Alexandria, N.S.W. 2015.

In the United Kingdom: Parker Games, Owen Street, Coalville, Leicester LE6 2DE England.

PROOF OF PURCHASE  
**DOMAIN™**