

MEASURE THE STRING:

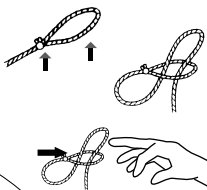
Rest the Pokémon Yo-Yo on the floor in front of you. Hold the string up to your waist. Tie a slip knot approximately 3-1/2" above your waist.

MAKE A SLIP KNOT:

To make a slip knot, fold over the end of the string about 1". Tie a knot.

Take the string and slip it through the loop.

Put your middle index finger inside the loop you created and pull snugly - don't pull the loop too tight on your finger.



Pokémon

YO-YO

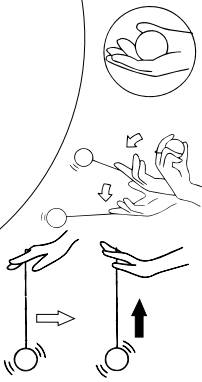
TRICKS:

The Basic

Spin

Hold the yo-yo in the palm of your hand with the string attached to your middle finger. Keep your bent elbow near your body and your hand near your shoulder. With your palm facing up and a quick flick of your wrist, release the yo-yo in a downward path. When the yo-yo reaches the quickly turn over your hand and flick your wrist. The yo-yo will return to the palm of your hand.


end of the string, upward.



The Basic Spin

Walk the Dog

Let the yo-yo fall gently from the palm of your hand. When the yo-yo reaches the end of the string, place the yo-yo gently on the ground. Move it forward a short distance and then flick your wrist quickly to return the yo-yo to the palm of your hand.



The Forward Pass

The Forward Pass

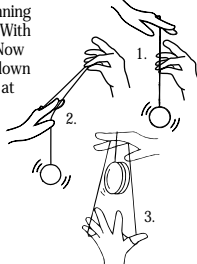
Hold the yo-yo behind you with the palm of your hand facing up. As you swing your arm forward, release the yo-yo. Keep your elbow straight in front of you and the yo-yo will return to your hand.

Walk the Dog

Rocking the Baby

It is best to first practice this trick without spinning the yo-yo. Let the yo-yo hang its full length. With

your free hand, hold the string about 15" down from the top of the string. Now use the thumb and forefinger from your yo-yo hand and grab the string 15" down from your other hand. Your yo-yo hand is at the top and your other hand is at the bottom. Swing the yo-yo through the opening. With the yo-yo spinning, you must do the trick fast, release the string and flick your wrist up to return the yo-yo to the palm of your hand.




Rocking the Baby

Around the World

Toss the yo-yo straight in front of you. Move your arm in a large circle. When the yo-yo comes back in front of you, flick your wrist and the yo-yo will return to the palm of your hand. **WARNING:**

Watch carefully as the yo-yo makes a circle. Be sure there are no people or objects around you. It is strongly recommended that you do this trick in a wide-open area without obstacles or people.



Around the World

BATTERY REPLACEMENT/INSTALLATION

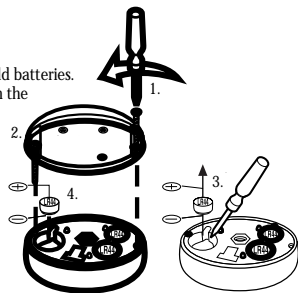
WARNING: Battery replacement/installation should be done by an adult.

NOTE: Always install the batteries correctly according to the positive (+) and negative (-) signs on the batteries.

1. Loosen the screws on the front panel of the cabinet.
2. Gently lift the top off.
3. Remove the old batteries.
4. Replace the new batteries in the exact same position as the old batteries. Be careful to follow the correct positive and negative signs on the battery while placing the new batteries into the yo-yo.
5. Replace the top and tighten the screws securely.

To ensure proper function of this product:

- Alkaline batteries are recommended.
- Do not mix old and new batteries.
- Do not mix Alkaline, standard or rechargeable batteries.
- Non-rechargeable batteries are not to be recharged.
- Rechargeable batteries are to be removed from the unit before being charged.
- Rechargeable batteries under adult
- Only batteries of equivalent recommended
- Exhausted be removed
- The supply not to be



are only to be charged supervision. the same or type as are to be used. batteries are to from the unit. terminals are short-circuited.

WARNINGS:

1. Do not hang the neck to avoid being
2. Do not play violently or throw
3. Keep this yo-yo away from children under the age of 6.
4. Keep other people and objects at a safe distance away.
5. Replace the string before it wears out.

string around anyone's choked. this yo-yo.



© 1995, 1996 & 1998 Nintendo, CREATURES, GAME FREAK. TM & ® are trademarks of Nintendo. © 1998 Nintendo.



©, TM & © 1998 Tiger Electronics, Ltd. All rights reserved. 980 Woodlands Parkway, Vernon Hills, Illinois 60061. www.tigertoys.com.

MADE & PRINTED IN CHINA

90-DAY LIMITED WARRANTY

Tiger Electronics, Ltd. (TIGER) warrants to the original consumer purchaser of this product that the product will be free from defects in materials or workmanship for 90 days from the date of original purchase. This warranty does not cover damages resulting from accident, negligence, improper service or use or other causes not arising out of defects in materials or workmanship.

During this 90-day warranty period, the product will either be repaired or replaced (at TIGER'S option) without charge to the purchaser, when returned with proof of the date of purchase to either the dealer or to TIGER.

Product returned to TIGER without proof of the date of purchase or after the 90-day warranty period has expired, but prior to one year from the original date of purchase, will be repaired or replaced (at TIGER'S option) for a service fee of US\$ 6.00. Payments must be by check or money order payable to Tiger Electronics, Ltd.

THE FOREGOING STATES THE PURCHASER'S SOLE AND EXCLUSIVE REMEDY FOR ANY BREACH OF WARRANTY WITH RESPECT TO THE PRODUCT.

All product returned must be shipped prepaid and insured for loss or damage to:

Tiger Electronics, Ltd. Repair Dept.
980 Woodlands Parkway, Vernon Hills, Illinois 60061, U.S.A.

The product should be carefully packed in the original box or other packing materials sufficient to avoid damage during shipment. Include a complete written description of the defect, a check if product is beyond the 90-day warranty period, and your printed name, address and telephone number.

THIS WARRANTY IS IN LIEU OF ALL OTHER WARRANTIES AND NO OTHER REPRESENTATIONS OR CLAIMS OF ANY NATURE SHALL BE BINDING ON OR OBLIGATE TIGER IN ANY WAY. ANY IMPLIED WARRANTIES APPLICABLE TO THIS PRODUCT, INCLUDING WARRANTIES OF MERCHANTABILITY AND FITNESS FOR A PARTICULAR PURPOSE, ARE LIMITED TO THE NINETY (90) DAY PERIOD DESCRIBED ABOVE. IN NO EVENT WILL TIGER BE LIABLE FOR ANY SPECIAL, INCIDENTAL, OR CONSEQUENTIAL DAMAGES RESULTING FROM POSSESSION, USE, OR MALFUNCTION OF THIS TIGER PRODUCT.

Some states do not allow limitations as to how long an implied warranty lasts and/or exclusions or limitations of incidental or consequential damages, so the above limitations and/or exclusions of liability may not apply to you. This warranty gives you specific rights, and you may also have other rights which vary from state to state.



© 1995, 1996 & 1998 Nintendo, CREATURES, GAME FREAK. TM & ® are trademarks of Nintendo. © 1998 Nintendo.



©, TM & © 1998 Tiger Electronics, Ltd. All rights reserved. 980 Woodlands Parkway, Vernon Hills, Illinois 60061.

892110001WAT-01