

**Kenner®**

09955  
Ages 5 & Up

**STAR  
WARS™**



***Turns water into a  
universe of creativity!***

INCLUDES: TANK, LID, 2 PACKETS OF MAGIC GEL™™  
POWDER, X-WING FIGHTER™, TIE FIGHTER™, DARTH  
VADER'S TIE FIGHTER™, LASER BOLTS (6), ASTEROIDS  
(4), DEATH STAR™, MILLENNIUM FALCON™, BACK-  
GROUND, TWEEZERS AND F/X MAKER.



## **WARNING:**

**CHOKING HAZARD**-Small parts.  
Not for children under 3 years.

**PLEASE SAVE THESE INSTRUCTIONS FOR FUTURE USE.**

## **DISTILLED WATER REQUIRED. REQUIRES AT LEAST ONE HOUR OF SET-UP TIME.**

Thank you for purchasing this unique Wonder World activity toy, which allows you to recreate thrilling *Star Wars* action scenes. Now you can be one of the heroic Rebel Alliance™ starfighter pilots as you help launch the final attack against the Death Star™. To put you in control of the action, the tank is specially designed to simulate the view from the cockpit of an X-wing Fighter™!

For maximum enjoyment of this product, be sure follow all instructions carefully. If you have any questions, comments, or need additional information concerning this product or its parts, please call our Hasbro Consumer Service hotline at

1-800-327-8264, Monday through Friday, 8:00 AM to 5:00 PM Eastern Time.

Now it's time to create a Wonder World *Star Wars* scene... and let your imagination become reality!

### **A FEW THINGS TO KNOW...BEFORE YOU BEGIN**

**Question:** What happens if the distilled water used in making the gel is much warmer or colder than room temperature (about 72°)?

**Answer:** Using distilled water that's too warm will result in clumps forming in the gel; using distilled water that's too cold will result in longer gel times. Air bubbles will form in the gel if water is too cold or too warm.

**Question:** What causes the mixture to gel only on the bottom of the tank?

**Answer:** Not shaking the mixture for the required 4 minutes (30 seconds vigorously, 3 1/2 minutes slowly back and forth) will cause this problem.

**Question:** What causes clumps to form in the gel, and how can they be removed?

**Answer:** Clumping occurs when the mixture is not shaken immediately after powder is added to the water, or if the water is too warm. To remove clumps, wait for tank to fully gel. At this point smaller clumps will disappear. Use a teaspoon to scoop out the larger ones.

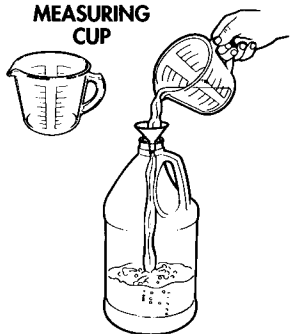
**Question:** What causes cloudy gel?

**Answer:** There are 2 possibilities: 1) not using distilled water; or 2) using water colder than room temperature.

# TO MAKE THE MAGIC GEL™ ...

**Distilled water must be at room temperature (approximately 72°) to make gel.**

MEASURING  
CUP



- 1 To measure the amount of distilled water needed to make the gel, use a measuring cup marked with ounces. Pour **72 fl. oz.** of distilled water from measuring cup into clean container that can be sealed tightly (e.g. pitcher, milk jug, soda bottle, etc.)


## Important:

- When using the measuring cup, it will take several cupfuls of distilled water to reach the 72 fl. oz. needed. **Be sure to keep track of how many ounces you are pouring into the container. Pour only the exact amount required.**


2

MAGIC GEL™ POWDER

FUNNEL



Next, you will need the 2 packets of Magic Gel Powder. Pour powder from both packets into a clean, dry cup. Then, place a funnel (completely dry) in the container holding the distilled water, and pour contents of cup into the container as quickly as possible. Tap cup and funnel to make sure all the powder comes out.

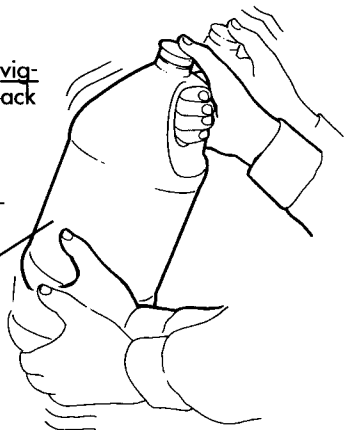


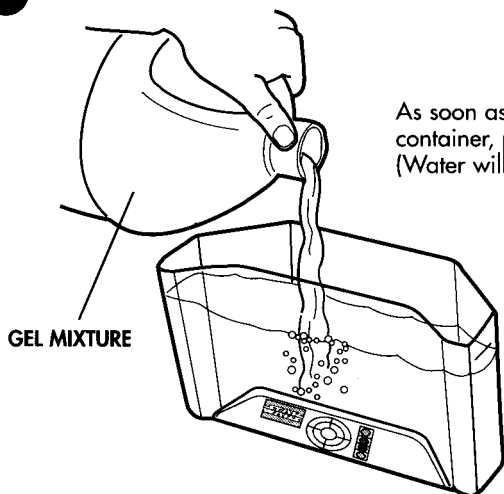
3

Seal container and **immediately** shake water/powder mixture for 4 minutes overall, vig-  
orously for the first 30 seconds, then slowly back  
and forth for the next 3 1/2 minutes.

Note: Be sure container is sealed tightly. If you're using a milk jug, be sure to hold your hand over the cap to avoid spillage. For larger amounts of distilled water, it is recommended that a parent shake the container.

GEL MIXTURE

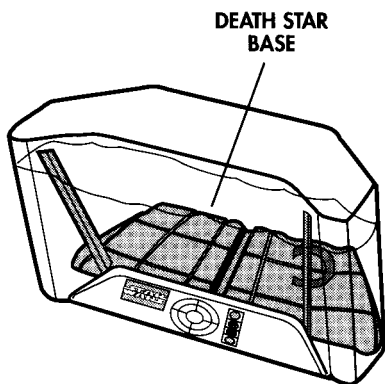




As soon as you finish shaking the container, pour mixture into tank. (Water will be cloudy at first.)

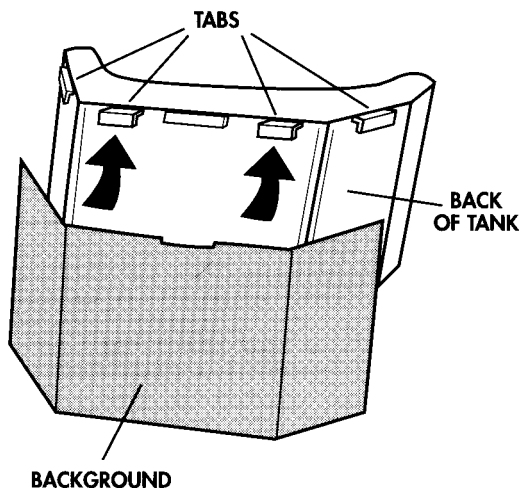
Next, **immediately** place the Death Star base into the tank, positioning it on the bottom as shown.

Place cover on tank to avoid spillage. Let tank stand. Mixture may fully gel in as little as 25 minutes or as long as several hours. The time it takes for the water to change into gel depends on water temperature, shaking process and water/powder ratio. To check the status of the mixture, use the tweezers to place one of the accessory pieces in the gel. If the piece sinks to the bottom, the mixture needs more time to gel. Wait until water is completely gelled before proceeding.

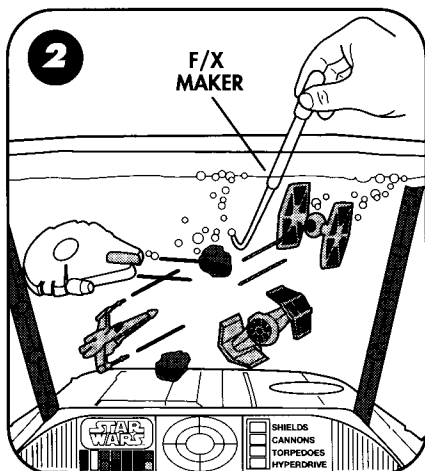



**TO ATTACH  
BACKGROUND...**

Place background on back of tank as shown. Fit top of background under the tabs on top of tank. For a more secure fit, fasten bottom of background by taping it to the tank at the corners and middle of tank.



**TO CREATE A  
STAR WARS™  
WONDER  
WORLD™  
SCENE...**



- 1** With the tweezers, slowly place accessory pieces into the gel for imaginative scenes that are captured in suspended animation! Place the pieces anywhere you would like for all kinds of exciting scenes. (See front of package for a suggested scene.) For added authenticity, many of the accessories glow in the dark.
- 2** To add explosion effects to your *Star Wars* scene, place F/X maker into gel and squeeze handle. To remove effects, squeeze handle, then place F/X maker into gel, with tip near bubbles. Slowly release handle to draw the bubbles out of the gel.

**DISPLAY  
IT... OR  
CHANGE IT!**

**1.** When your *Star Wars* scene is complete, you can display your creation or move the pieces around for a different scene! If you are displaying your tank:

- Be sure to keep the lid on to prevent the gel from drying.
- Maintain proper consistency of gel by adding one or two teaspoons of distilled water to the top of the gel each week.

(Do not stir water into the gel.)

- 2.** For a new tankful of gel, you can purchase Magic Gel Powder refills in stores, or obtain powder by calling 1-800-327-8264.

To make a new tankful of gel, remove the accessories and rinse them under water to remove excess gel. Then, use a spoon, cup or container to scoop out the gel. Dispose of gel in the trash, or by pouring it down the sink along with running water. Then, repeat the steps for making the Magic Gel and creating a scene. With Wonder World, you can experience the Power of The Force over and over again!

**Join the Official *Star Wars* Fan Club. Call 1-800-TRUE FAN today!**

NONTOXIC CONFORMS TO ASTM D-4236-89 U.S. Patent Pending.

Star Wars™, TM & ©1996 Lucasfilm, Ltd. All rights reserved. Used under authorization.

Wonder World is a trademark of Craft House Corporation.

™ & \*™ & ©1996 Hasbro, Inc., Pawtucket, Rhode Island 02862 USA. All Rights Reserved.

**MADE IN CHINA. GEL POWDER MADE IN UNITED KINGDOM.**

9955 P/N 4657