



Fairy Dreams™

Turns water into a
world of creativity!



WARNING:

CHOKING HAZARD-Small parts.
Not for children under 3 years.

Ages 5 & Up
9970

INCLUDES TANK, LID, 1 PACKET OF MAGIC GEL™ POWDER, 2 PEGASUS HORSES, 4 FAIRIES, RAINBOW, CONFETTI, CLOUDS, TWEEZERS AND BUBBLE MAKER.

PLEASE SAVE THESE INSTRUCTIONS FOR FUTURE USE.


36 OZ. OF DISTILLED WATER REQUIRED. MEASURING CUP, FUNNEL AND RESEALABLE CONTAINER ALSO REQUIRED. REQUIRES AT LEAST ONE HOUR OF SET-UP TIME.

Thank you for purchasing the Wonder World Fairy Dreams, which allows you to create a magical fantasy world filled with starry wonders that are captured in suspended animation. So get ready to take a dreamy journey atop a beautiful pegasus, through a confetti sky filled with friendly fairies, puffy clouds and a bright rainbow!

For maximum enjoyment of this product, be sure follow all instructions carefully.

If you have any questions, comments, or need additional information concerning this product or its parts, please call our Hasbro Consumer Service hotline at 1-800-327-8264, Monday through Friday, 8:00 AM to 5:00 PM Eastern Time.

Now it's time to create a Wonder World Fairy Dreams scene...and let your imagination become reality!



A FEW THINGS TO KNOW...BEFORE YOU BEGIN

Question: What happens if the distilled water used in making the gel is much warmer or colder than room temperature (about 72 degrees)?

Answer: Using distilled water that's too warm will result in clumps forming in the gel; using distilled water that's too cold will result in longer gel times. Air bubbles will form in the gel if water is too cold or too warm.

Question: What causes the mixture to gel only on the bottom of the tank?

Answer: Not shaking the mixture for the required 4 minutes (30 seconds vigorously, 3 1/2 minutes slowly back and forth) will cause this problem.

Question: What causes clumps to form in the gel, and how can they be removed?

Answer: Clumping occurs when the mixture is not shaken immediately after powder is added to the water, or if the water is too warm. To remove clumps, wait for tank to fully gel. At this point smaller clumps will disappear. Use a teaspoon to scoop out the larger ones.

Question: What causes cloudy gel?

Answer: There are 2 possibilities:

1) not using distilled water; or 2) using water colder than room temperature.

Kenner®

TO MAKE THE MAGIC GEL™...

Distilled water must be at room temperature (approximately 72 degrees) to make gel.

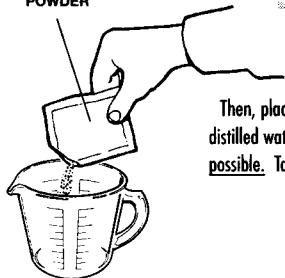
1. To measure the amount of distilled water needed to make the gel, use a measuring cup marked with ounces. Pour **36 fl. oz.** of distilled water into a clean container that can be sealed tightly (e.g. pitcher, milk jug, soda bottle, etc.).

Important:

- When using the measuring cup, it will take several cupfuls of distilled water to reach the 36 fl. oz. needed. Be sure to keep track of how many ounces you are pouring into the container. Pour only the exact amount required.



MAGIC GEL POWDER



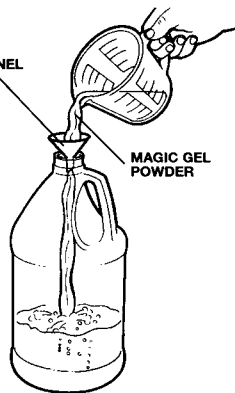
2. Next, you will need the packet of Magic Gel Powder.

Pour powder from packet into a clean, dry cup.

Then, place a funnel (completely dry) into the container holding the distilled water, and pour contents of cup into the container as quickly as possible. Tap cup and funnel to make sure all the powder comes out.

FUNNEL

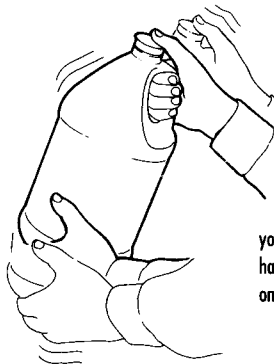
MAGIC GEL POWDER



3. Seal container and **immediately**

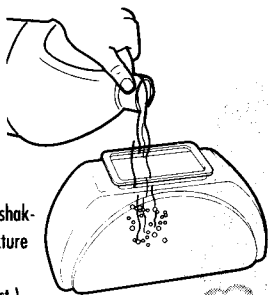
shake water/powder mixture for 4 minutes overall -- vigorously for the first 30 seconds, then slowly back and forth for the next 3 1/2 minutes.

Note: Be sure container is sealed tightly. If you're using a milk jug, be sure to hold your hand over the cap to avoid spillage. It is recommended that a parent shake the container.



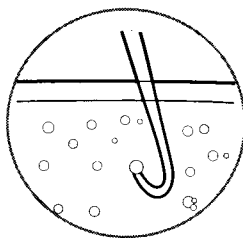
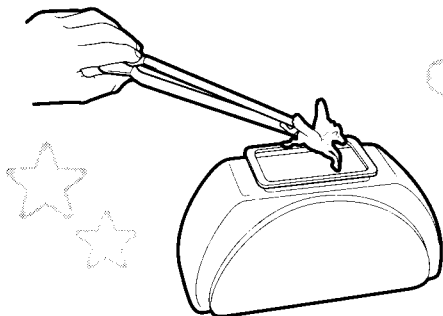
4. As soon as you finish shaking the container, pour mixture into tank.

(Water will be cloudy at first.)




5. Place cover on tank to avoid spillage. Let tank stand. Mixture may fully gel in as little as 25 minutes or as long as several hours. The time it takes for the water to change into gel depends on water temperature, shaking process and water/powder ratio. To check the status of the mixture, use the tweezers to place one of the accessory pieces in the gel. If the piece sinks to the bottom, the mixture needs more time to gel. Wait until water is completely gelled before proceeding.

TO CREATE A WONDER WORLD™ FAIRY DREAMS SCENE...



1. With the tweezers, slowly place accessory pieces into the gel for imaginative scenes that are captured in suspended animation! Place the pieces anywhere you wish for all kinds of colorful, enchanted scenes. (See front of package for a suggested scene.)
2. To add bubbles to your Fairy Dreams scene, place the bubble maker into gel and squeeze handle. To remove bubbles, squeeze handle outside of tank, then place bubble maker into gel, with tip near bubbles. Slowly release handle to draw the bubbles out of the gel.

DISPLAY IT... OR CHANGE IT!



1. When your Fairy Dreams scene is complete, you can display your creation or move the pieces around to make a different scene! If you are displaying your tank:
 - Be sure to keep the lid on to prevent the gel from drying.
 - Maintain proper consistency of gel by adding one or two teaspoons of distilled water to the top of the gel each week. (Do not stir water into the gel.)
2. For a new tankful of gel, you can purchase Magic Gel Powder refills in stores, or powder may be obtained by calling 1-800-327-8264. If you purchase the refill in the store, you will need one large packet of Magic Gel Powder and 36 oz. of distilled water to make a new Fairy Dreams tank.

To make a new tankful of gel, remove the accessories and rinse them under water to remove excess gel. Then, use a spoon, cup or container to scoop out the gel. Dispose of gel in the trash, or by pouring it down the sink along with running water. Repeat steps for making the Magic Gel and creating a scene.



NONTOXIC CONFORMS TO ASTM D-4236-89

U.S. Patent Pending.

© 1996 Hasbro, Inc., Pawtucket, Rhode Island 02862 USA. All Rights Reserved.

MADE IN CHINA. GEL POWDER MADE IN THE UK.

9970 P/N 46979500