

WONDER WORLD

Endless Summer™

Ages 5 & Up
9969



WARNING:

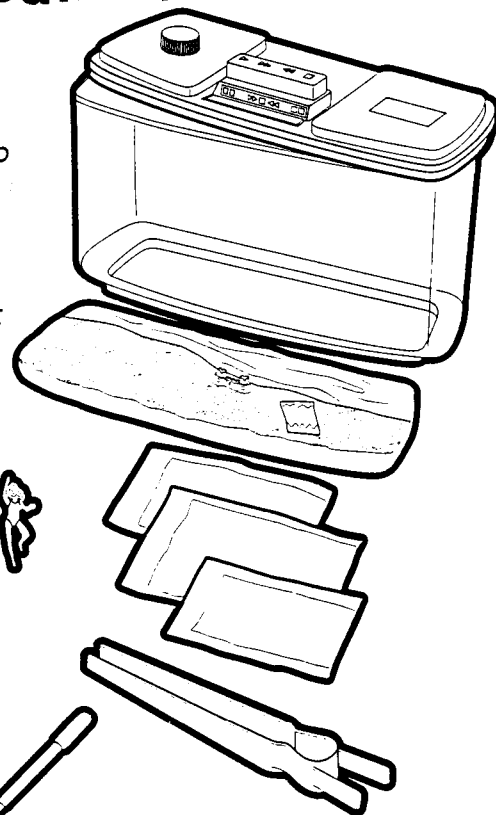

CHOKING HAZARD-Small parts.
Not for children under 3 years.

Turns water into a
world of creativity!

Thank you for purchasing the Wonder World Endless Summer, which allows you to create fun beach scenes that are captured in suspended animation. So turn on the fun and design a summertime scene inside the boom box, in which you can play volleyball, go windsurfing, toss the disc around and even fly a seaplane!

For maximum enjoyment of this product, be sure follow all instructions carefully. If you have any questions, comments, or need additional information concerning this product or its parts, please call our Hasbro Consumer Service hotline at

1-800-327-8264, Monday through Friday,
8:00 AM to 5:00 PM Eastern Time.



**DULT ASSISTANCE REQUIRED. PLEASE SAVE THESE
INSTRUCTIONS FOR FUTURE USE.**

INCLUDES TANK, LID, 3 PACKETS OF MAGIC GEL™ POWDER, SANDY BEACH,
DOG, VOLLEYBALL PLAYERS (2), VOLLEYBALL NET, VOLLEYBALL, FLYING DISC,
LITTLE GIRL, WIND SURFER, WIND SURFBOARD, SEA GULLS (2), SEAPLANE (WITH BANNER), BEACH BALL, TWEEZERS,
BUBBLE MAKER

**84 OZ. OF DISTILLED WATER REQUIRED. MEASURING CUP, FUNNEL AND LARGE RESEALABLE CONTAINER ALSO REQUIRED.
REQUIRES AT LEAST ONE HOUR OF SET-UP TIME.**

Now it's time to create a Wonder World Endless Summer scene...and let your imagination become reality!


A FEW THINGS TO KNOW...BEFORE YOU BEGIN

- Question:** What happens if the distilled water used in making the gel is much warmer or colder than room temperature (about 72 degrees)?
Answer: Using distilled water that's too warm will result in clumps forming in the gel; using distilled water that's too cold will result in longer gel times. Air bubbles will form in the gel if water is too cold or too warm.
- Question:** What causes the mixture to gel only on the bottom of the tank?
Answer: Not shaking the mixture for the required 4 minutes (30 seconds vigorously, 3 1/2 minutes slowly back and forth) will cause this problem.
- Question:** What causes clumps to form in the gel, and how can they be removed?
Answer: Clumping occurs when the mixture is not shaken immediately after powder is added to the water, or if the water is too warm. To remove clumps, wait for tank to fully gel. At this point smaller clumps will disappear. Use a teaspoon to scoop out the larger ones.
- Question:** What causes cloudy gel?
Answer: There are 2 possibilities: 1) not using distilled water; or 2) using water colder than room temperature.

TO MAKE THE MAGIC GEL™...

Distilled water must be at room temperature (approximately 72 degrees) to make gel.

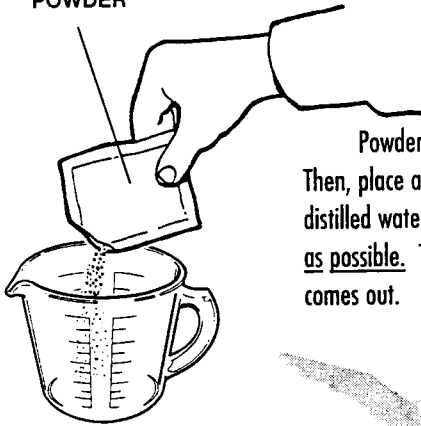
1. To measure the amount of distilled water needed to make the gel, use a measuring cup marked with ounces. Pour 84 fl. oz. of distilled water into a clean container that can be sealed tightly (e.g. pitcher, milk jug, soda bottle, etc.).



Important:

- When using the measuring cup, it will take several cupfuls of distilled water to reach the 84 fl. oz. needed. Be sure to keep track of how many ounces you are pouring into the container. Pour only the exact amount required.

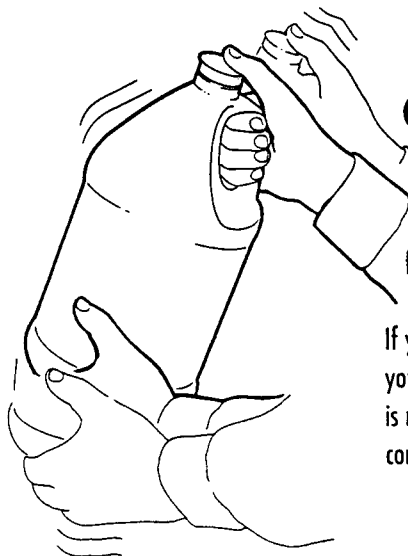
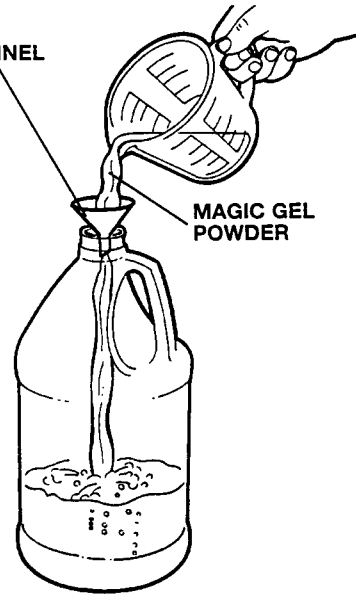
MAGIC GEL POWDER



2. Next, you will need the 3 packets of Magic Gel Powder. Pour powder from all 3 packets into a clean, dry cup. Then, place a funnel (completely dry) into the container holding the distilled water, and pour contents of cup into the container as quickly as possible. Tap cup and funnel to make sure all the powder comes out.

FUNNEL


MAGIC GEL POWDER



3. Seal container and **immediately** shake water/powder mixture for 4 minutes overall -- vigorously for the first 30 seconds, then slowly back and forth for the next 3 1/2 minutes.

Note: Be sure container is sealed tightly. If you're using a milk jug, be sure to hold your hand over the cap to avoid spillage. It is recommended that a parent shake the container.

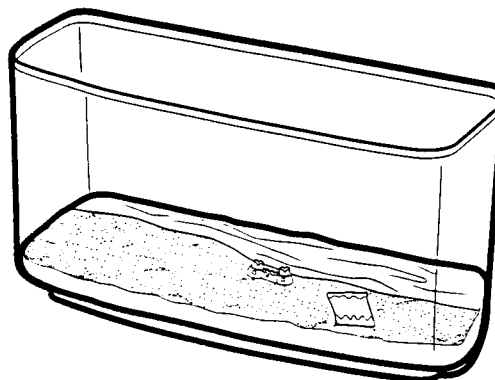
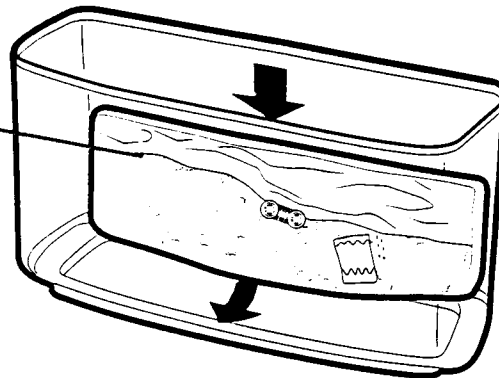
4. As soon as you finish shaking the container, pour mixture into tank until tank is full.



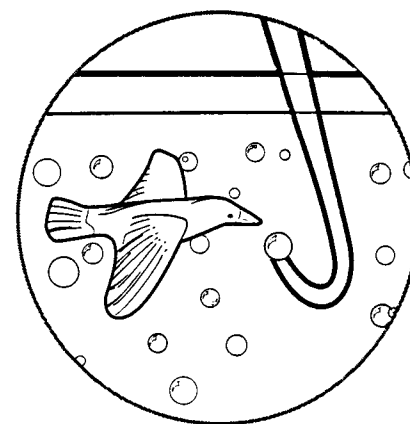

SANDY BEACH

- 5.** Next, **immediately** place the sandy beach into the tank, first placing beach on its side as shown, then using the tweezers to move it into the correct position on the tank bottom. Place cover on tank to avoid spillage. Let tank stand. Mixture may fully gel in as little as 25 minutes or as long as several hours. The time it takes for the water to change into gel could be longer depending on water temperature, shaking process and water/powder ratio.

To check the status of the mixture, use the tweezers to place one of the accessory pieces in the gel. If the piece sinks to the bottom, the mixture needs more time to gel. Wait until water is completely gelled before proceeding.



TO CREATE A WONDER WORLD™ ENDLESS SUMMER™ SCENE...



- 1.** With the tweezers, slowly place accessory pieces into the gel for imaginative scenes that are captured in suspended animation! Place the pieces anywhere you would like for all kinds of sizzling summertime scenes. (See front of package for a suggested scene.)

- 2.** To add bubbles to your Endless Summer scene, place the bubble maker into gel and squeeze handle. To remove bubbles, squeeze handle outside of tank, then place bubble maker into gel, with tip near bubbles. Slowly release handle to draw the bubbles out of the gel.

DISPLAY IT...OR CHANGE IT!

1. When your Endless Summer scene is complete, you can display your creation or move the pieces around to make a different scene!

If you are displaying your tank:


- Be sure to keep the lid on to prevent the gel from drying.

maintain proper consistency of gel by adding one or two teaspoons of distilled water to the top of the gel each week.

(Do not stir water into the gel.)

2. For a new tankful of gel, you can purchase Magic Gel Powder refills in stores, or powder may be obtained by calling 1-800-327-8264.

To make a new tankful of gel, remove the accessories and rinse them under water to remove excess gel. Then, use a spoon, cup or container to scoop out the gel. Dispose of gel in the trash, or by pouring it down the sink along with running water. Then, repeat steps for making the Magic Gel and creating a scene.



NON-TOXIC CONFORMS TO ASTM D-4236-89

U.S. Patent Pending.

© 1995 Hasbro, Inc., Pawtucket, Rhode Island 02862 USA.

All Rights Reserved.

MADE IN CHINA. GEL POWDER MADE IN THE UK.

9969 P/N 47217000