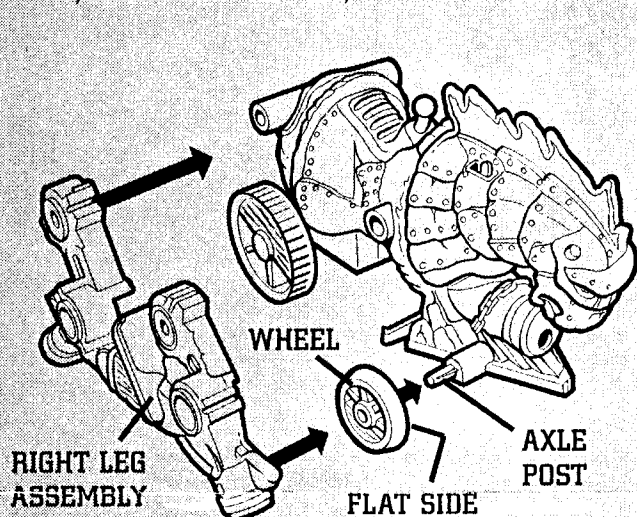


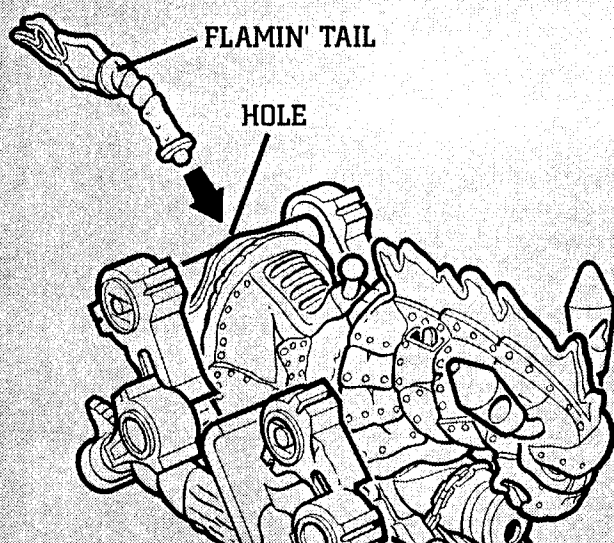
Remove all pieces from plastic frames. If you have difficulty, use safety scissors. DO NOT POINT WEAPON AT EYES OR FACE.

Contains: Iron Horse™ torso, whistle-stop ears, can o' beans projectiles, flamin' tail, side jackknife rails, front train wheels, label sheet and instructions.



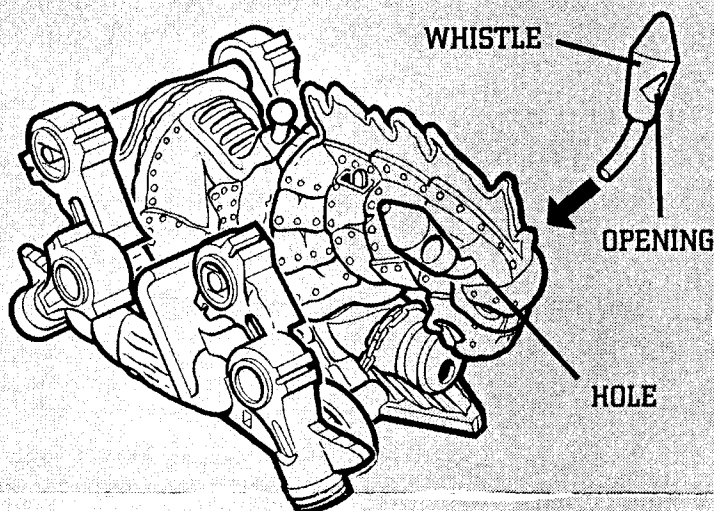
FRONT WHEEL INSTALLATION

1. Press right axle post at front of vehicle through hole in center of wheel as shown. Note: Flat side of wheel should face vehicle. Snap posts on right leg assembly (marked "R") into holes on right side of vehicle. This will secure right front wheel in place. Repeat step with left front wheel and leg assembly.



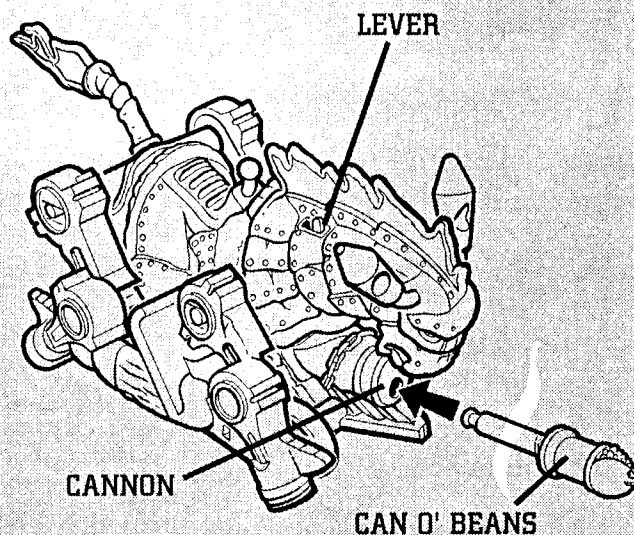
HOW TO INSTALL FLAMIN' TAIL

3. Snap post on tail into hole at back of vehicle as shown.



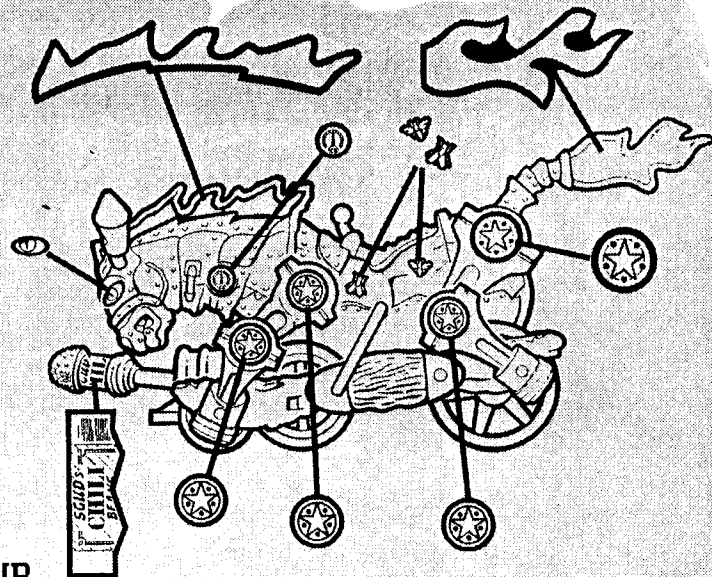
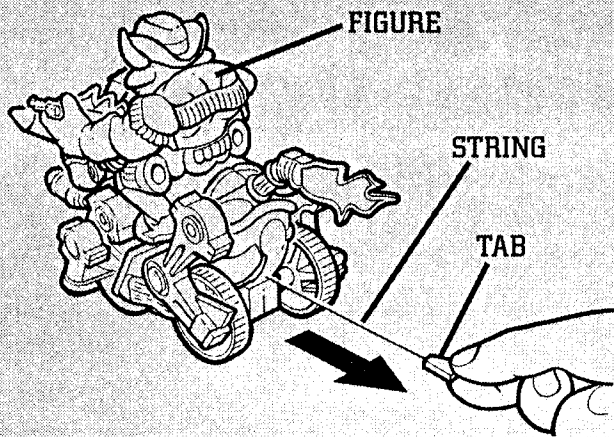
HOW TO INSTALL WHISTLE-STOP EARS

2. Insert posts on whistles into holes as shown. Make sure the openings in the whistles are facing forward!



HOW TO SHOOT THE CAN O' BEANS CANNON

4. Insert post on can o' beans into cannon at front of vehicle until it locks into place. To shoot, pull lever located on neck of horse.



HOW TO SEND THE IRON HORSE™ AND YOUR FAVORITE C.O.W.-BOY™ FIGURE A CHARGIN'!

5. Place figure in vehicle as shown. Pull tab located under horse's tail until string is tight. Place vehicle on flat surface and release tab.

6. Peel and apply labels as shown. Repeat step for other side of vehicle.

Note: Place flies wherever you like.



Characters ©1992 R.E. Bee, Inc. WILD WEST C.O.W.-BOYS OF MOO MESA and all character names are trademarks of R.E. Bee, Inc. All Rights Reserved. Characters created by Ryan Brown. Exclusively licensed by Surge West, Inc. Instructions ©1992 Hasbro, Inc. All Rights Reserved. Distributed in the U.K. by Hasbro U.K. Limited, Caswell Way, Newport, Gwent, NP9 0YH. ®denotes Reg. U.S. Pat. & TM Office.

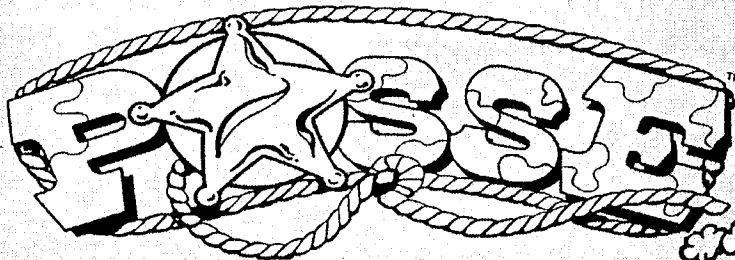
GEAR MOTOR MADE IN CHINA. REMAINDER MADE IN USA.

7093 P/N 42767100

*Code of the West™

Saddle Up & Join Moo Montana's™

HEROES WITH
HOOVES, HIDES
AND HORNS!™



The Official Fan
Club of the Wild
West C.O.W.-Boys of
Moo Mesa™

Have you HERD? The Wild West C.O.W.-Boys of Moo Mesa are roundin' up a POSSE for a no-bull, ripsnortin' stampede of fun!

As an official deputized C.O.W.-Boy of Moo Montana's Posse, you'll defend and uphold the CODE OF THE WEST™ - despite unforeseen trouBULL from the Wild West Bullies™ - and receive Moo Montana's Official Posse Package provin' your membership:

- Personal Posse Membership Card
- Code of the West Wall Certificate
- Official Five-Star Deputy Badge
- Exclusive 22" x 22" Bovine Bandana

Get Deputized... Get Pasturized... Get a MOO ATTITUDE!

Join MOO MONTANA'S™ POSSE™ as an official deputized C.O.W.-Boy for the one-year membership fee of \$6.95 (includes postage & handling). Send a check or money order (do not send cash) made payable to 'MOO'S POSSE' along with this form to:

MOO'S POSSE, BOX 3991, SCHAUMBURG, IL 60168-3991

NAME _____

ADDRESS _____

CITY _____ STATE _____ ZIP _____

AGE _____ BIRTHDATE _____ / _____ / _____

Offer begins October 1, 1992. Allow 6-8 weeks after check clearance for delivery. Addresses without ZIP codes cannot be honored. Offer good in USA only. Void where prohibited by law.

Premier COWlector's issue of the 'Wild West C.O.W.-Boys of Moo Mesa' Comic Book

Two Issues of the 'Moo Mesa Gazette' - Official Newsletter of the C.O.W.-Boys of Moo Mesa... AND MORE!

SWI 1381-061