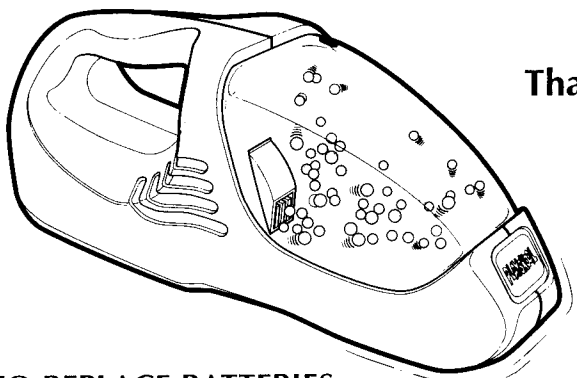




Whirlin' Vac™

Ages: 12 Mos. & Up
5457

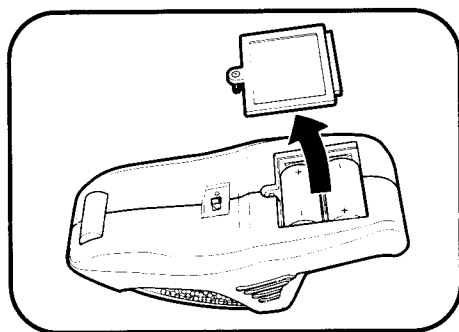


Thank you for purchasing
this Playskool® toy!

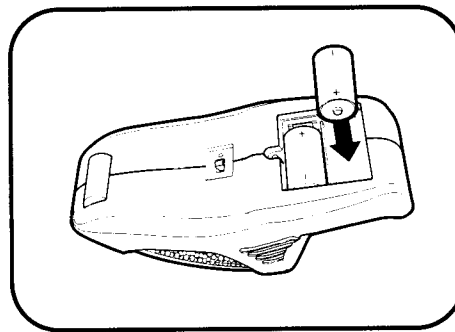
ON/OFF SWITCH

Parents: Switch is located next to battery compartment. Slide switch to "OFF" position to shut off product when not in use.

TO REPLACE BATTERIES



Whirlin' Vac is equipped with 2 "C" batteries. When the batteries are exhausted, use a Phillips screwdriver (not included) to loosen screw securing battery compartment door, and remove door. (Note: screw will remain attached to door.)



Remove and discard exhausted batteries. Insert 2 fresh new "C" batteries (alkaline recommended) into battery compartment. Replace battery door and tighten screw with screwdriver.

CAUTION: TO AVOID BATTERY LEAKAGE

1. Be sure to insert the batteries correctly and always follow the toy and battery manufacturers' instructions.
2. Do not mix old batteries and new batteries.
3. Do not mix alkaline, standard (carbon zinc) or rechargeable (nickel-cadmium) batteries.
4. Always remove exhausted or dead batteries from the product.

Product and colors may vary.

© 1997 Hasbro, Inc., Pawtucket, RI 02862 USA. All Rights Reserved.

® denotes Reg. U.S. Pat. & TM Office.

MADE IN CHINA P/N 47827600



Questions? Call:
1-800-PLAYSKL™