



Weebles® Busy Fire Station™ Ride-On

Instructions

(ADULT ASSEMBLY REQUIRED.)

It's Twice the Fun . . . a Playset and Riding Toy in One!

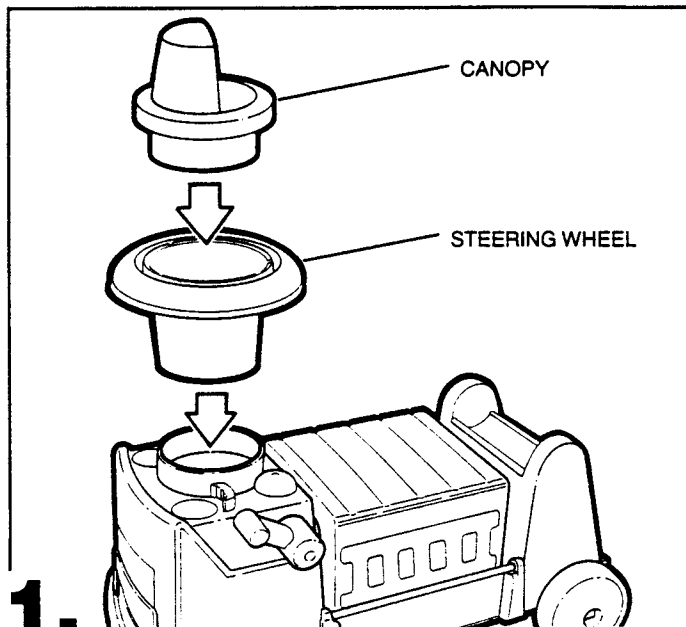
Ages: 8-36 mos. (playset)

Ages: 12-36 mos. (ride-on)


Includes: Fire Station Ride-On, 2 Weebles, 3 stacking buildings, Weeble-sized fire engine, ladder, steering wheel, canopy, squeaker nozzle and label sheet.

- Move the side handle back 'n forth to ring the bell!
- Slide the Weeble Firefighters down the steering wheel and into the Fire Station!
- Remove and squeeze the squeaker nozzle to put out pretend fires!
- Place ladder against the buildings so Weebles can slide down it!
- Weebles wobble, but they don't fall down!

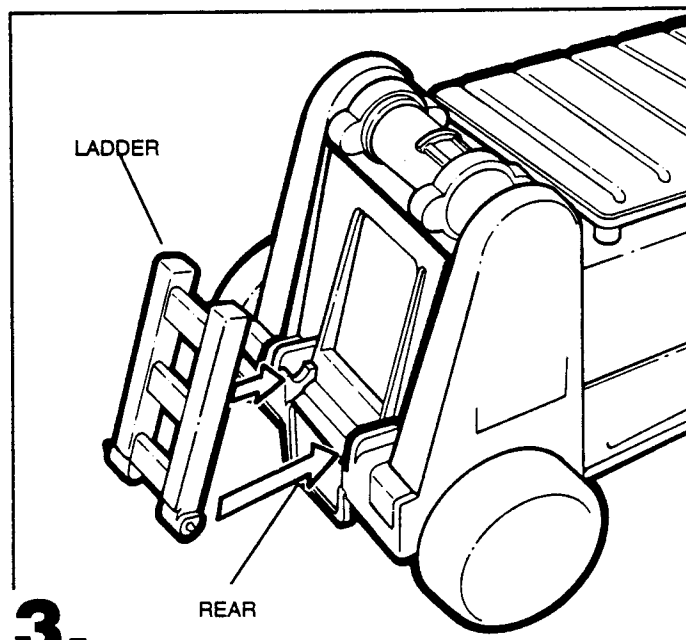
WARNING: THIS RIDE-ON TOY IS NOT TO BE USED NEAR SWIMMING POOLS, ON OR NEAR HILLS, ROADWAYS, OR STAIRWAYS. SHOES MUST BE WORN AT ALL TIMES WHEN RIDING THIS TOY. DESIGNED FOR ONLY ONE RIDER AT A TIME. PARENTAL SUPERVISION REQUIRED.



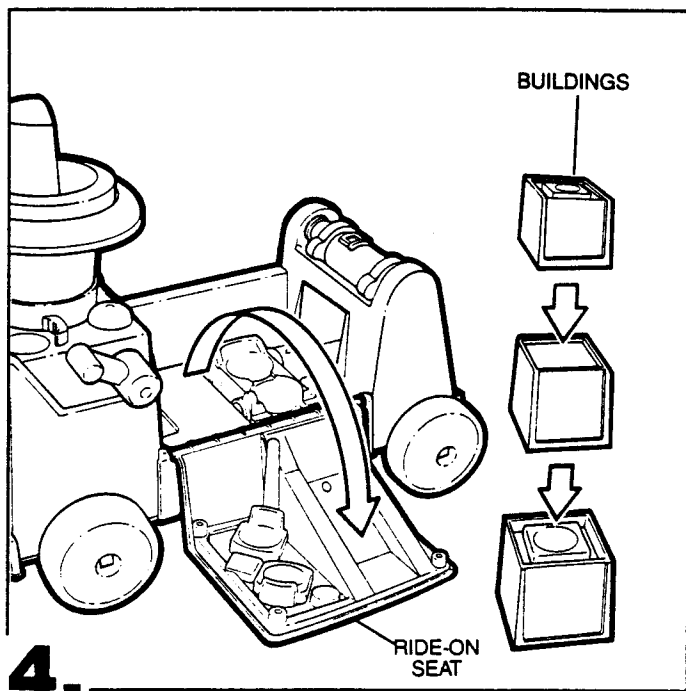
1. Snap the canopy onto steering wheel. Looking into the canopy opening, align the 2 tabs on the steering wheel with the notches inside the truck, then press steering wheel firmly into the Fire Station as shown.



Fit squeaker nozzle into the end of Fire Station.




3. Fit the ladder onto rear of Fire Station as shown. It can be removed and placed against the buildings for pretend rescues.



4.

Flip down ride-on seat. Remove buildings and stack them as shown. Before riding, be sure to swing up ride-on seat.



5.

Remove Weeble-sized fire engine. Place the 2 Weeble Firefighters into the fire engine's front and rear seats. Weeble Firefighters can also ride in the front of the Fire Station.

6.

Peel and apply labels to Fire Station and buildings as shown.

