



# Tumbling Daredevils™



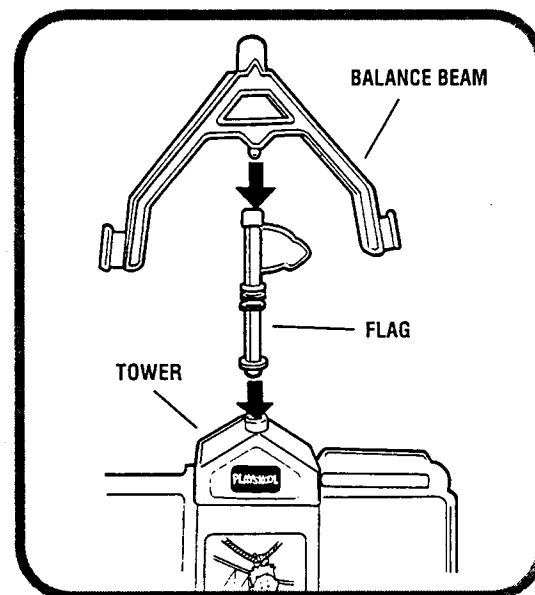
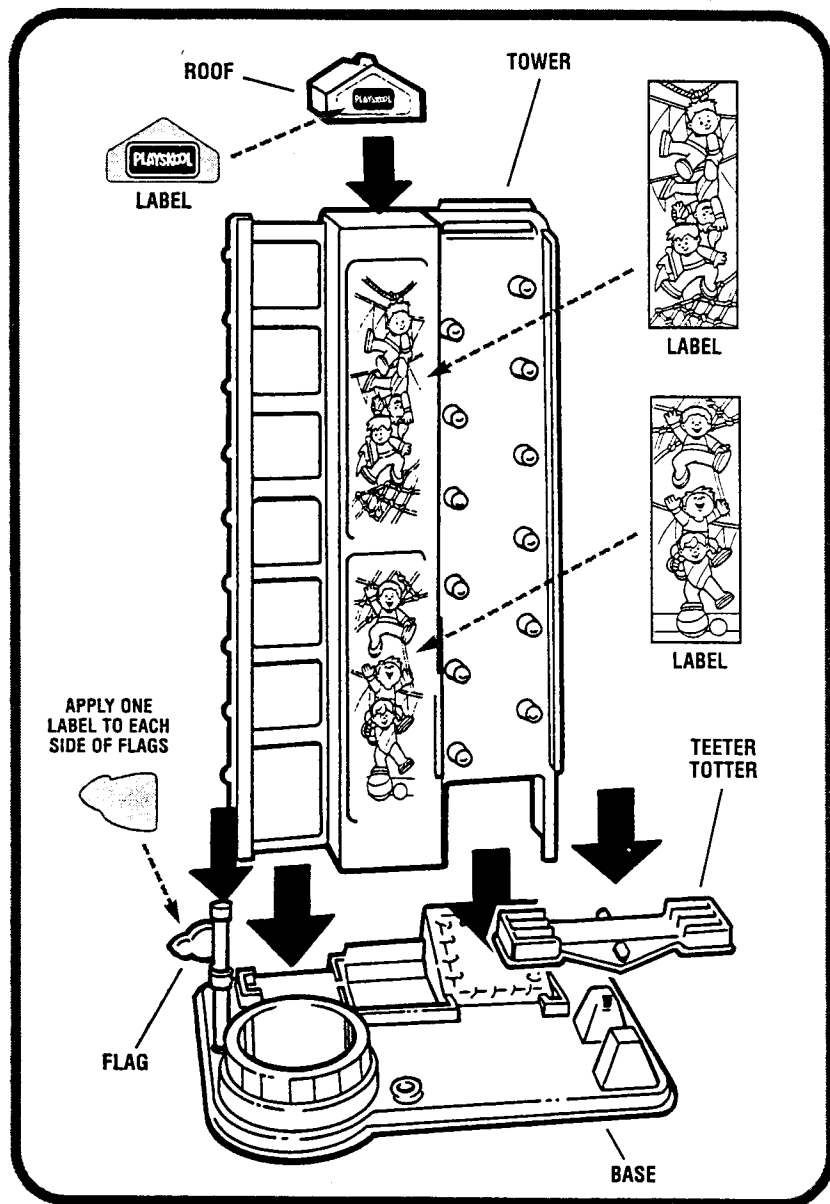
Questions? Call: 1-800-PLAYSKL

For future reference, our toll-free consumer service number is also located on this product.

Thank you for purchasing our Tumbling Daredevils.

Includes: Tower, base, balance beam, teeter totter, 2 flags, 6 daredevil figures and roof top.

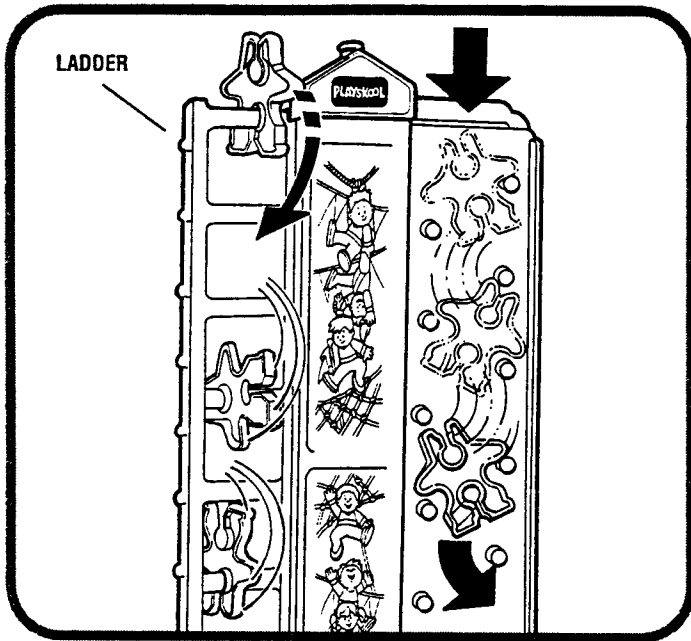
## ASSEMBLY:



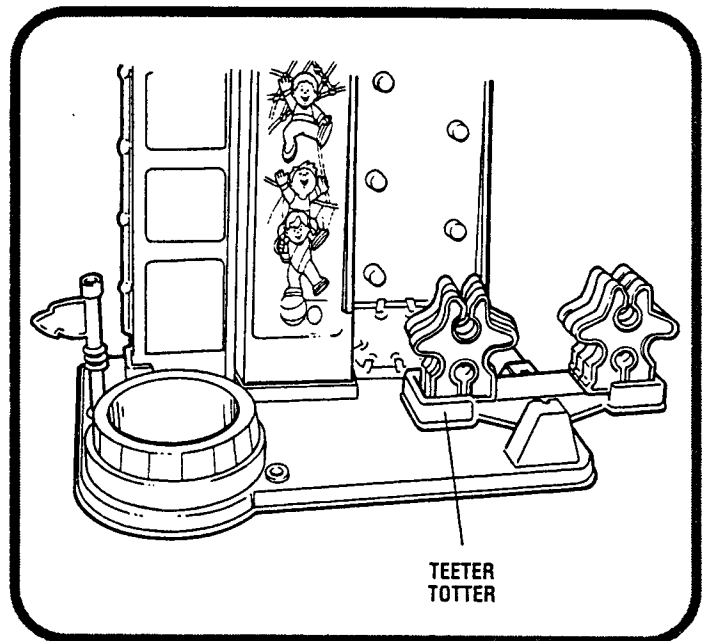
6. The balance beam rests on top of the flag and can spin freely from the top of the tower.

1. Peel and apply labels as shown.
2. Assemble tower to base as shown, with ladder on left hand side.
3. Assemble the teeter totter to the right hand side of the base. Slide the tab on one side of the teeter totter into the slot on base, then snap the other side into place.
4. Place the roof on the top center of the tower.
5. The 2 flags can be placed in any of 5 spots: there are 3 fittings on the base, 1 on the bottom side of the teeter totter (the teeter totter must be flipped upside down in its fitting), and 1 on top of the roof.

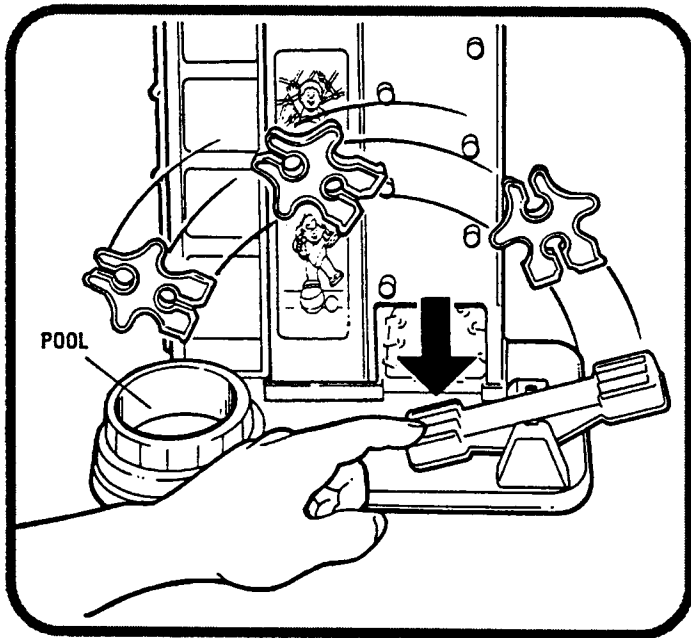
## PLAY INSTRUCTIONS:



1. The 6 daredevil figures can tumble head over heels down the ladder, or race down the tower as shown in illustration.



2. The teeter totter holds up to 3 daredevils on each side for balancing play.



3. The figures can also be launched into the pool with a flick of the finger!

4. The figures can be dropped down the chute at the top right side of the tower and will reappear at the bottom of the chute!

Finally, you can place a daredevil on each side of the balance beam (and one on top!) and spin them 'round and 'round from the flagpole on top of the tower!

5. For storage, all 6 daredevil figures can be placed, standing straight up, in the pool.

