

Wild West Set TREASURE ROCKS™

9032
Ages 4 & Up

Instructions

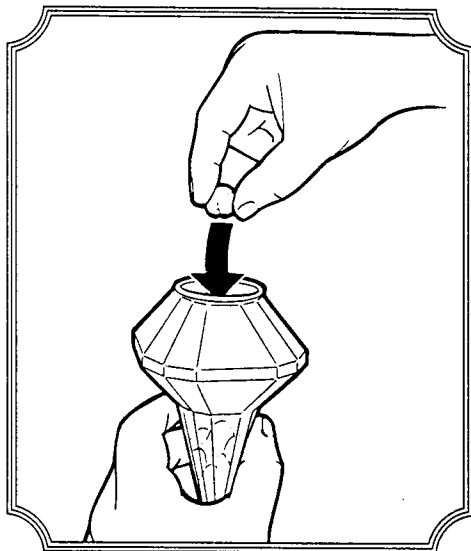
WARNING: CHOKE HAZARD
Contains small parts that may be
swallowed or inhaled by children under 4
years of age.

NOTE TO PARENTS



Inside each Treasure Rock is a plastic jewel. The jewel is a small part and represents a choking or inhalation hazard to children under 4 years of age. The coating of each Treasure Rock, which dissolves in water, contains a nontoxic but bad-tasting ingredient designed to make children remove the Rock if they should ever place one in their mouths. To avoid that possibility, keep Treasure Rocks away from children under 4. PLEASE NOTE: To remove parts from runner frames, simply twist off. After removing parts, use safety scissors to trim all excess plastic.

Includes: 12 Treasure Rocks, Magical Revealers and parts to make a sparkling Wild West necklace and ring.

MAGICAL REVEALER:



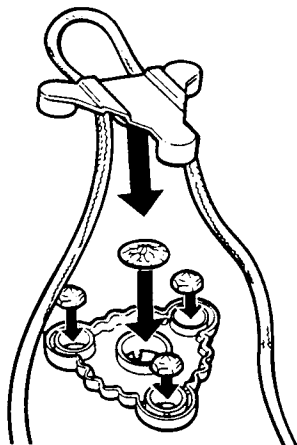
1. Hold Magical Revealers upside down as shown. Place anywhere from 1 to 6 Treasure Rocks into the Revealers. Fill with warm water almost to top, leaving about 1/2" of open space. Cover opening with plug.



2. Now hold Magical Revealers as shown, placing your thumb over the plug. Shake vigorously for about one minute. Before your eyes, the rocks will magically transform into beautiful jewels!

3. Take Magical Revealers to a sink and drain water. Look at the beautiful, sparkling jewels! (Be careful not to pour them down the drain!) Now the colorful jewels are ready to be placed in the jewelry settings!

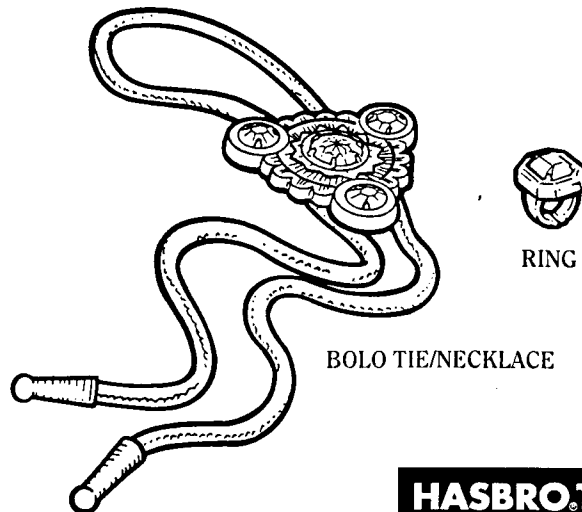
MAKING THE JEWELRY: The Wild West Set comes with parts to make a Western bolo tie/necklace and a ring. Fit the jewels into the matching settings and snap in the backings as shown to make beautiful, sparkling jewelry! The jewelry can be disassembled and re-made with differently colored jewels. You also have Treasure Rocks left to store away for future use!



BOLO TIE/NECKLACE



RING



BOLO TIE/NECKLACE



RING