


TRANSFORMERS

ROBOTS IN DISGUISE

INSTRUCTIONS

NOTE: Some parts are made to detach if excessive force is applied and are designed to be re-attached if separation occurs. Adult supervision may be necessary for younger children.



JHIAXUS™



WARNING:

CHOKING HAZARD—Small parts.
Not for children under 3 years.

AGES: 5+

25901/25900 Asst.

transformers.com

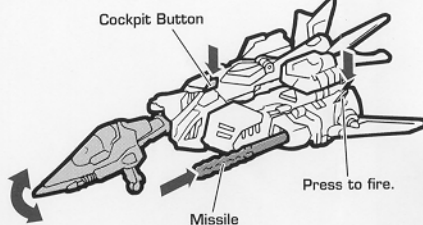

P/N 6290790000

CHANGING TO ROBOT • POUR TRANSFORMER EN ROBOT • PARA TRANSFORMAR EN ROBOT

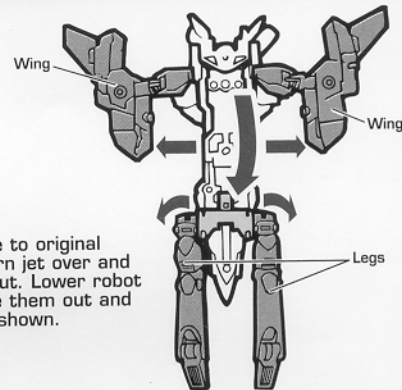
Attack Mode

Insert missiles into launchers.

Press button behind cockpit to extend nose. Rotate manually side to side during scout missions.



1



Return nose to original position. Turn jet over and pull wings out. Lower robot legs. Rotate them out and position as shown.

2 Raise robot head as shown.

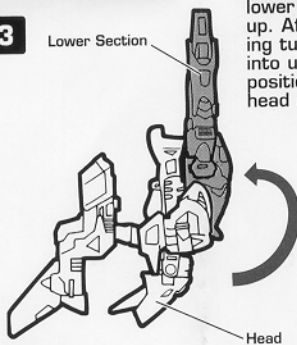


Rotate robot's head and arm section in direction of arrow.

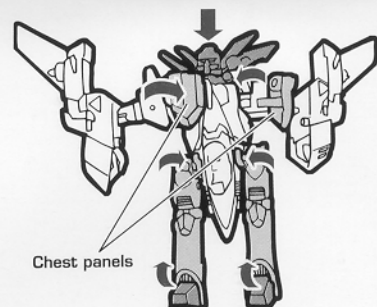
3

Lower Section

Rotate robot lower section up. After rotating turn robot into upright position with head at the top.

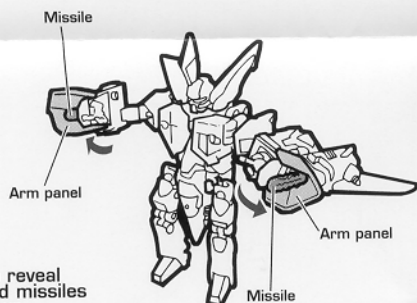


4



Lower robot head down to chest. Close chest panels onto pins. Rotate legs in and lock onto pins. Open feet.

5



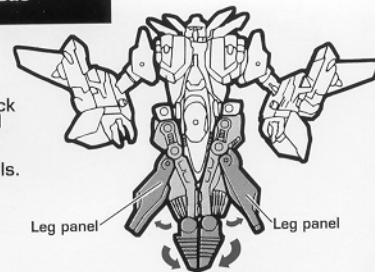
Open arm panels to reveal robot hands. Re-load missiles and position as shown.

ROBOT MODE MODE ROBOT MODO DE ROBOT



Hover Mode

Rotate pins on back of legs inward and lock legs together. Rotate feet down and open leg panels.



Reverse order of instructions to convert back into jet.



™, ® & © 2003 Hasbro.
All Rights Reserved.
® denotes Reg. U.S. Pat. & TM Office. Manufactured under
license from Takara Co., Ltd. © TX/NAS.

TRANSFORMERS.COM