

INSTRUCTIONS**AGES 5 & UP****BEAST WARS**
TRANSFORMERS™**WARNING:**

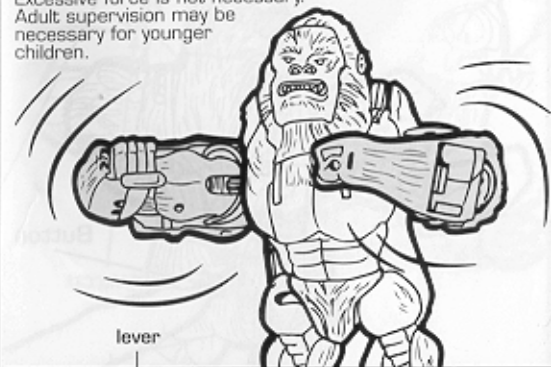
CHOKING HAZARD - Small parts.
Not for children under 3 years.

MAXIMAL™ GENERAL**OPTIMUS PRIMAL™****STEP 1**


Rotate lever out, push it in - then up & down to move gorilla's arms.

NOTE:

Excessive force is not necessary.
Adult supervision may be necessary for younger children.

**STEP 2**

Rotate lower torso and lower robot feet.



STEP 3

Lower gorilla face.




STEP 4

Rotate gorilla face, to reveal robot chest shield.



STEP 5

Raise shoulders.

**STEP 6**

Lower face mask downward. Raise teeth.

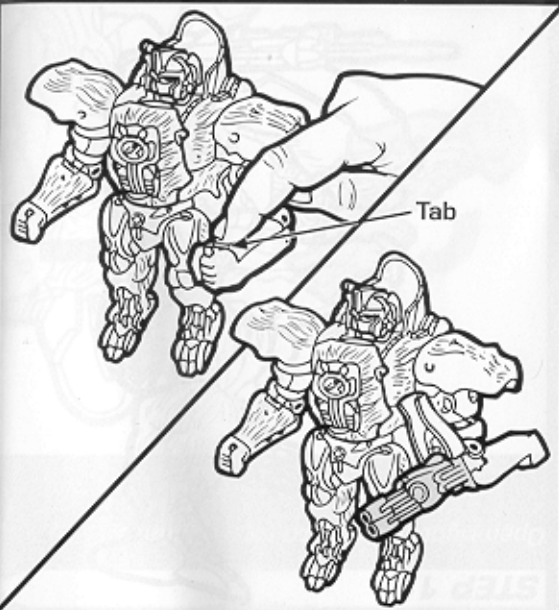
**STEP 7**

Raise face mask and turn head.



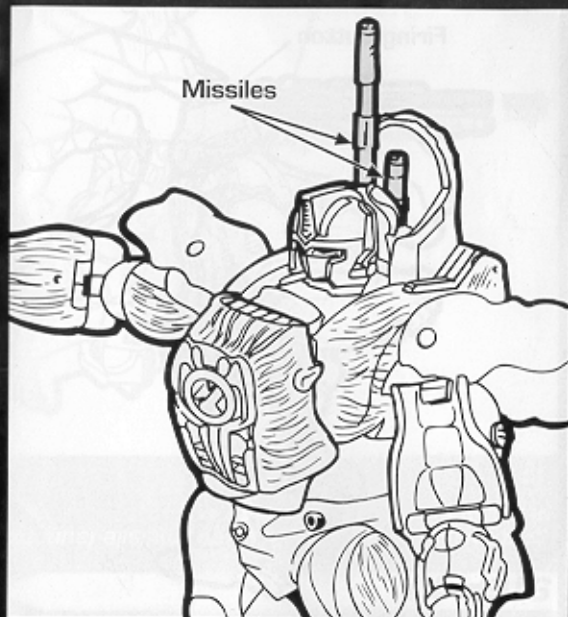
STEP 8

Pull back tab on left forearm to expose double barrel missile launcher.



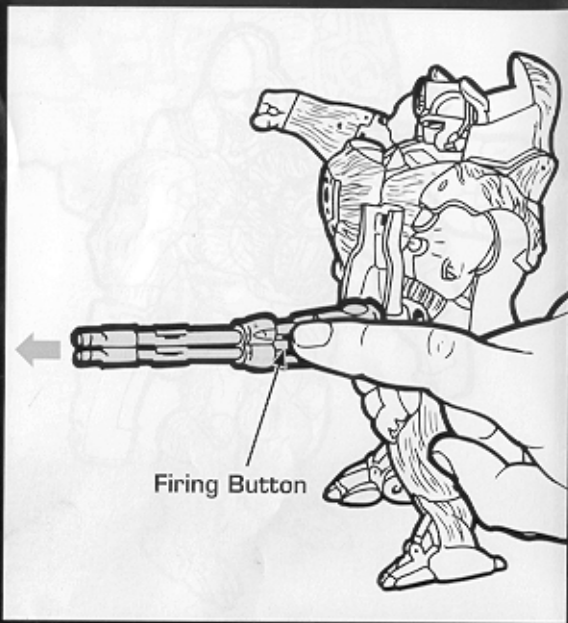
STEP 9

Store two missiles behind robot head.



STEP 10

Load missiles into double barrel missile launcher and press firing button to fire.




STEP 11

Open right forearm to remove mace.





STEP 12

Place mace in right hand. Slide switch on right shoulder. Move lever on back up and down to spin arm.



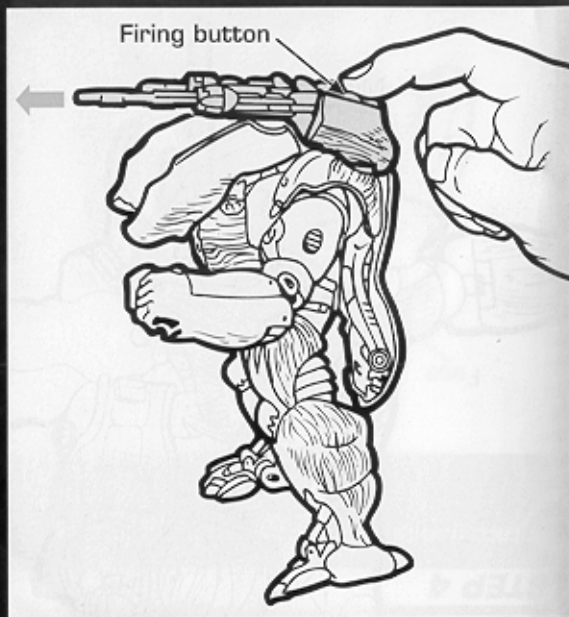
STEP 13

Press button on lower back to flip shoulder guns into firing position.




STEP 14

Load missile into shoulder gun. Press button to fire.



STEP 15

Remove swords.



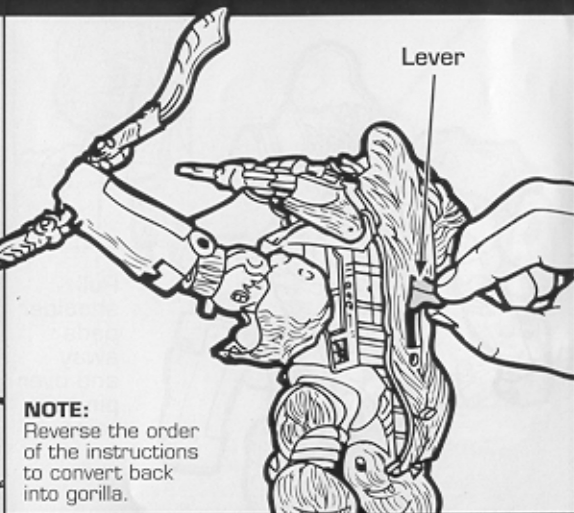
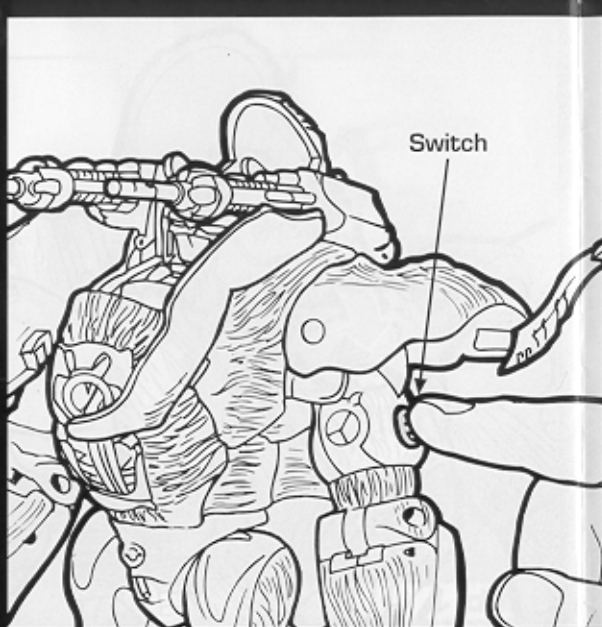
STEP 16

Place swords in left hand.



STEP 17

Slide switch on left shoulder. Move lever on back up and down to spin swords.



NOTE:

Reverse the order of the instructions to convert back into gorilla.

Kenner

© 1995 HASBRO, INC.,
Pawtucket, Rhode Island 02862
Manufactured under license from
Takara Co., Ltd.
All Rights Reserved.

Made in China.

530094.00