


**BEAST WARS™**  
TRANSFORMERS™



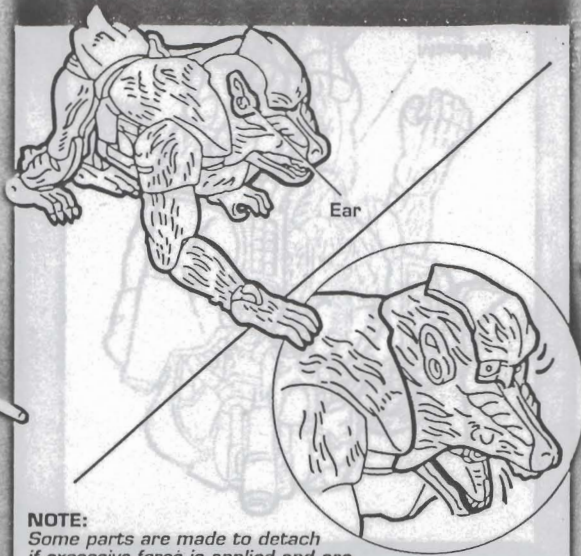
CHALLENGE LEVEL OF ROBOT CONVERSION

BASIC	INTERMEDIATE	ADVANCED	EXPERT
█	█	█	█

MAXIMAL™ B'BOOM™

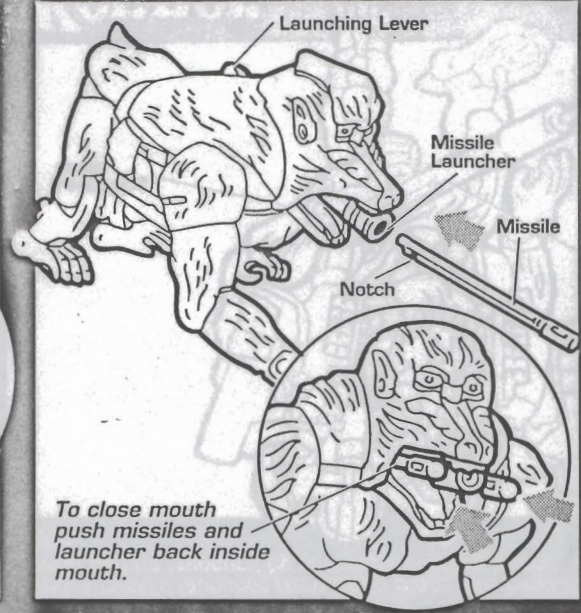
**ANIMAL ATTACK MODE**

Push in on right ear, mouth and eyes open simultaneously.



**NOTE:**  
Some parts are made to detach if excessive force is applied and are designed to be re-attached if separation does occur. Adult supervision may be necessary for younger children.

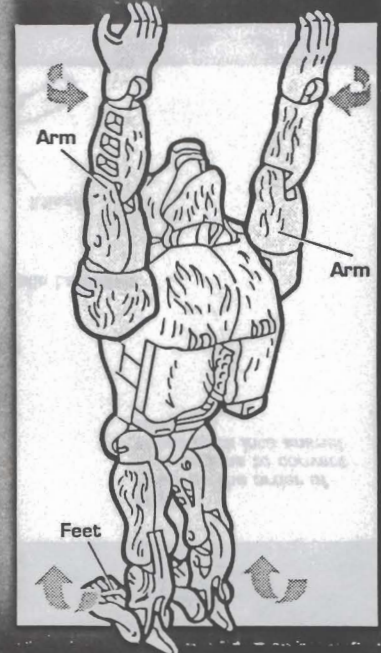
Push lever on back forward to expose missiles and launcher. Remove a missile from storage and load into launcher - launcher should move all the way back as it is loaded. Push forward on lever again to fire missile.



To close mouth push missiles and launcher back inside mouth.

**STEP 1**

Raise and rotate arms. Lower legs. Flip feet under and lower heels.



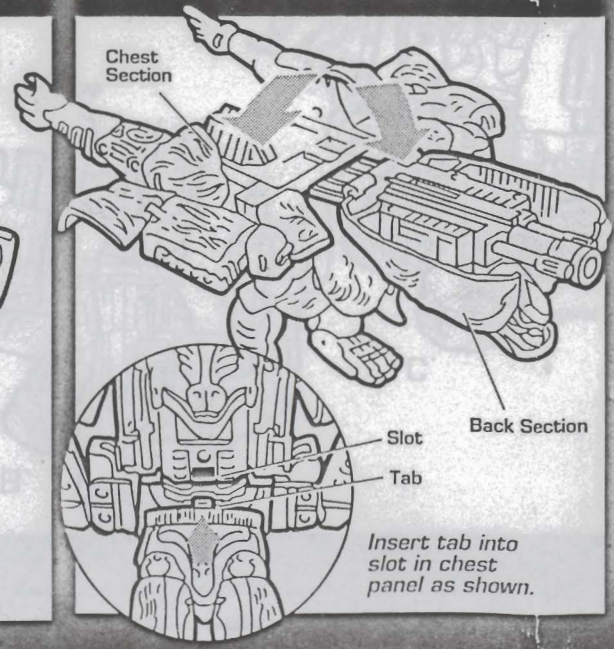
**STEP 2**

Open chest. Rotate Mandrill head forward.



**STEP 3**

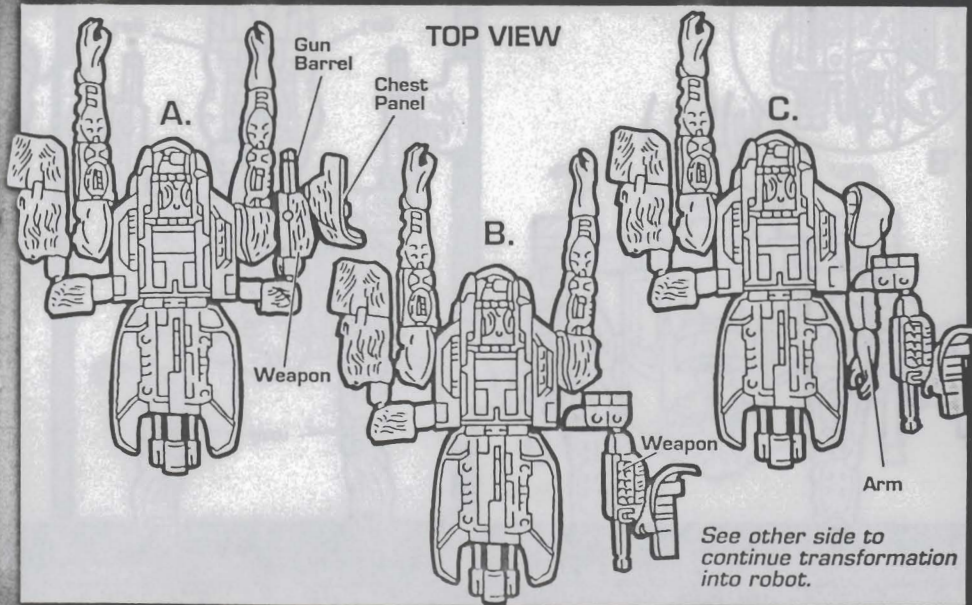
Separate at waist. Split body in half by pulling back and chest down.



Insert tab into slot in chest panel as shown.

**STEP 4/ATTACK MODE**

A. Open chest panel to expose weapons. Position weapon as shown. Extend gun barrel. B. Rotate weapon forward as shown. C. Rotate arm under to support weapon. Repeat on other side.




See other side to continue transformation into robot.




## STEP 5

A. Unlock tab from slot in chest. B. Bring body sections together and lock tab into waist in the upright position. C. Slide chest down.




## STEP 6

Raise and rotate arms. Rotate legs around.



## STEP 7

A. Rotate weapons up. B. Then rotate weapon assembly at ball joint to the outside as shown.



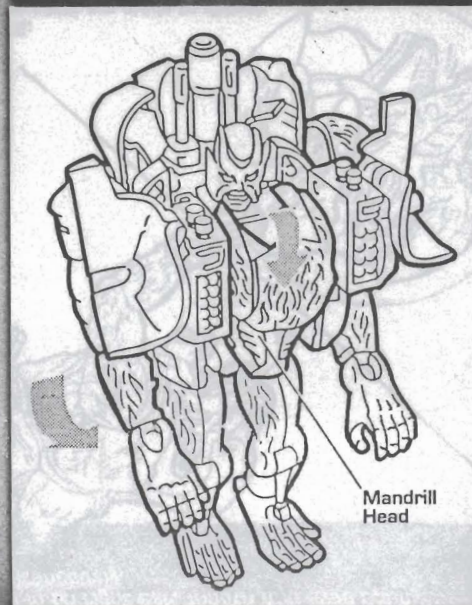
## STEP 8

Swing side weapons in.



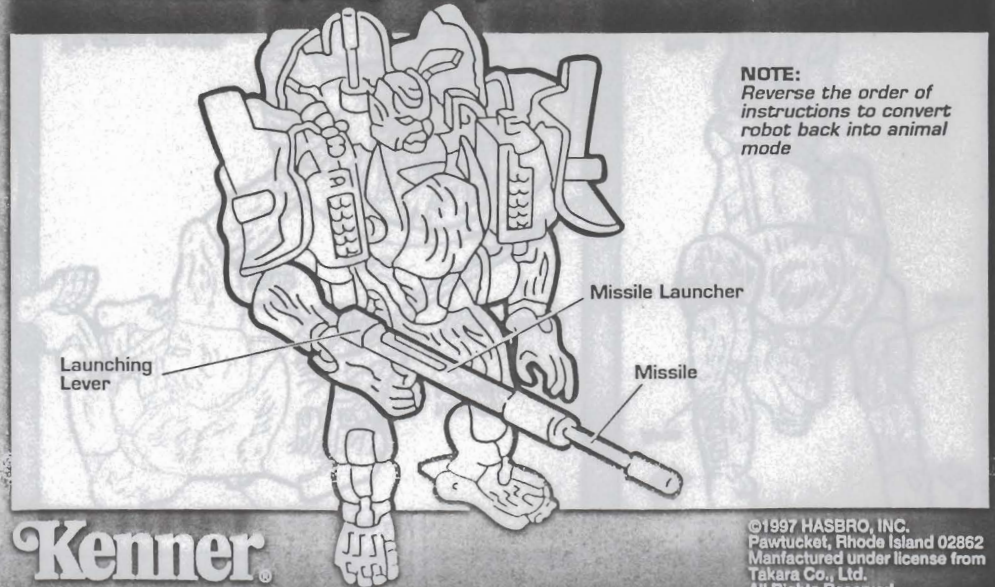
## STEP 9

Lower Mandrill head to expose robot head. Swing arms around to front.



## STEP 10

Remove missile launcher from back, place into hand. Load missile with notch up. Missile can be launched by pushing launching lever.



**NOTE:**  
Reverse the order of instructions to convert robot back into animal mode

**Kenner**

Printed in Thailand

©1997 HASBRO, INC.  
Pawtucket, Rhode Island 02862  
Manufactured under license from  
Takara Co., Ltd.  
All Rights Reserved.

540435.01