

AGES: 3 & UP

Batteries included. Replace with 3 "AA" batteries (alkaline recommended).  
Phillips® screwdriver required.

92335

HOW CAN WE HELP YOU?  
For More About This And Other  
Tonka Products, Call 1-800-24TONKA.

# Tonka®


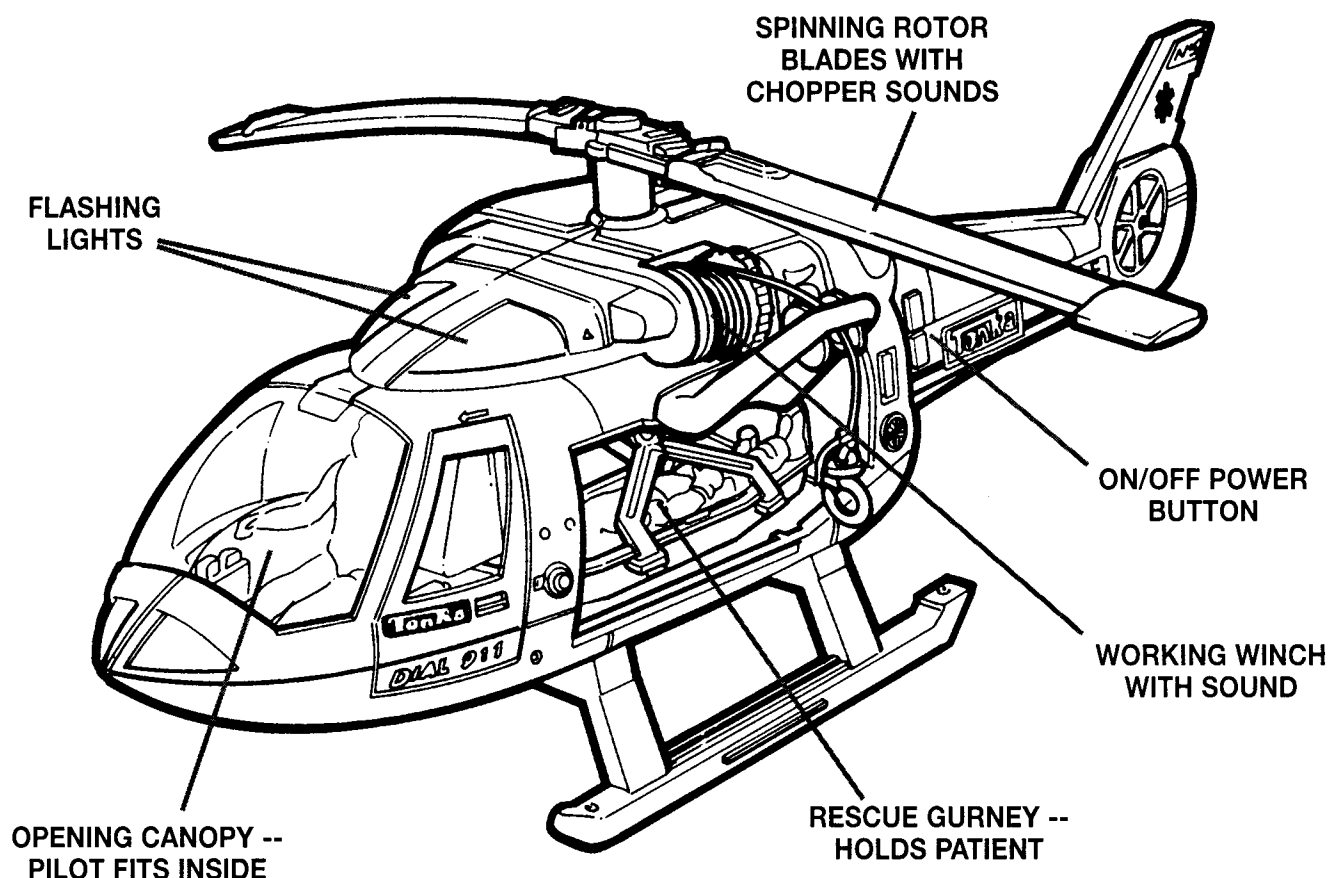
## SKY PATROL™ RESCUE COPTER

*The interactive helicopter that responds to the way you play!*

**PARENTS: PLEASE CUT PLASTIC PACKAGING MATERIALS AND DISCARD.**

### IMPORTANT:

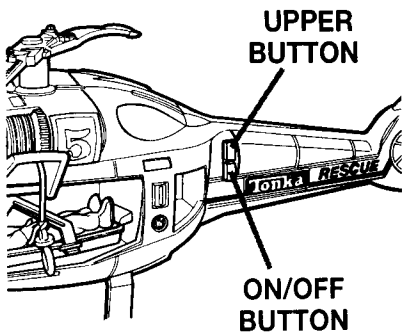
HELICOPTER'S VOICE MODULE IS SET FOR DEMONSTRATION MODE AND MUST BE SWITCHED TO PLAY MODE. SEE "TO ACTIVATE PLAY MODE."



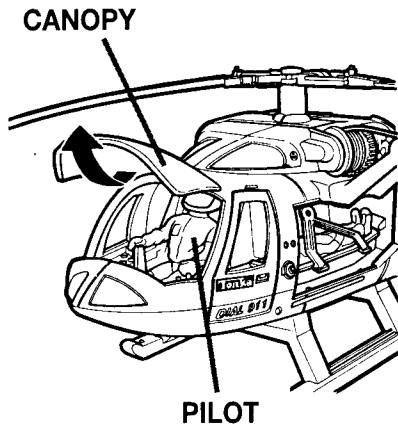
### TO ACTIVATE PLAY MODE

1. Use a Phillips® screwdriver to loosen screw and remove battery cover.
2. Pull out tab located between batteries.
3. Replace battery cover and tighten screw. Voice commands and sounds will now be heard instead of demonstration phrases.

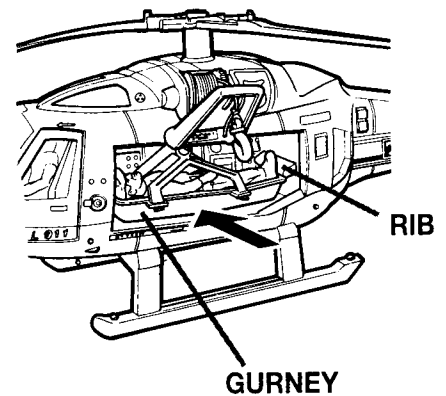
# PLAY FEATURES



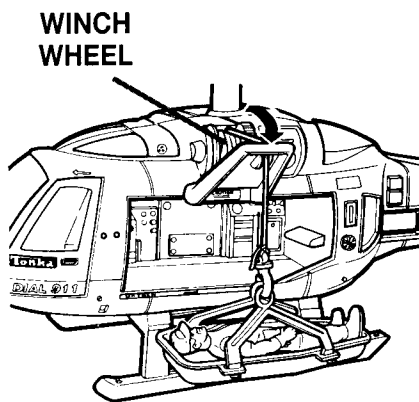
1. Press the on/off button to activate helicopter. Press upper button to activate siren sounds and flashing lights.



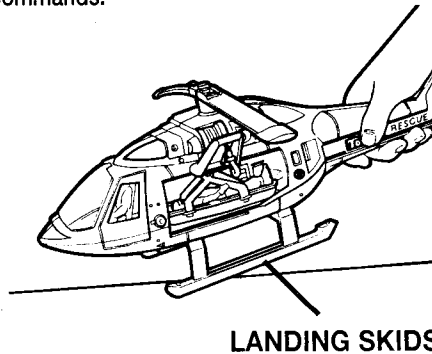
2. Open canopy and fit pilot figure into cockpit with figure's legs extended so feet are positioned against forward wall. Placing pilot figure into cockpit--or removing from cockpit--activates pilot and dispatch commands.



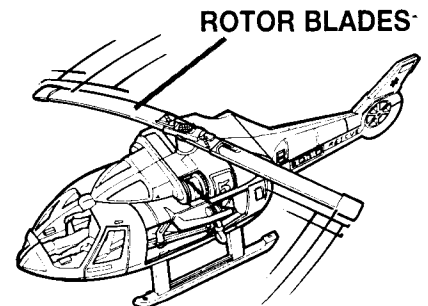
3. Load rescue gurney with figure all the way into helicopter bay and under the rib as shown. Placing gurney into helicopter bay--or removing from helicopter bay--activates rescue commands.



4. Attach winch hook onto gurney and lower gurney using winch wheel. Lowering and raising winch activates winch-grinding sounds and speech.



5. Lifting helicopter into the air activates chopper commands. When helicopter's landing skids touch down, more chopper commands will be activated.



6. Spin rotor blades for rotor blade sounds and speech.

## OPERATING NOTES:

YOU MUST PRESS THE ON/OFF BUTTON TO ACTIVATE THE VOICE COMMANDS AND TO ENABLE THE SIREN/LIGHTS TO WORK. IF HELICOPTER IS ACCIDENTALLY DROPPED, THE ELECTRONIC SOUNDS MAY BECOME DISTORTED. PRESS THE ON/OFF BUTTON TO RESET SOUND MECHANISM, THEN PRESS BUTTON AGAIN TO REACTIVATE SOUNDS. REPLACE BATTERIES IF ELECTRONIC SOUNDS CONTINUE TO BE DISTORTED AFTER PRESSING ON/OFF BUTTON TO RESET AND REACTIVATE.



## TO REPLACE BATTERIES

Use a Phillips® screwdriver to loosen screw and remove cover. Discard used batteries and insert 3 "AA" batteries (alkaline recommended) as shown. Replace cover and tighten screw.

## CAUTION: To avoid battery leakage:

1. Be sure to insert the batteries correctly and always follow the toy and battery manufacturer's instructions.
2. Do not mix old and new batteries or alkaline, standard (carbon-zinc), or rechargeable batteries.
3. Always remove exhausted or dead batteries from the product.

**NOTE:** This equipment has been tested and found to comply with the limits for a Class B digital device, pursuant to part 15 of the FCC Rules. These limits are designed to provide reasonable protection against harmful interference in a residential installation. This equipment generates, uses and can radiate radio frequency energy and, if not installed and used in accordance with the instructions, may cause harmful interference to radio communications. However, there is no guarantee that interference will not occur in a particular installation. If this equipment does cause harmful interference to radio or television reception, which can be determined by turning the equipment off and on, the user is encouraged to try to correct the interference by one or more of the following measures:

- Reorient or relocate the receiving antenna.
- Increase the separation between the equipment and receiver.
- Consult the dealer or an experienced radio/TV technician for help.

CHANGES OR MODIFICATIONS NOT EXPRESSLY APPROVED BY THE PARTY RESPONSIBLE FOR COMPLIANCE COULD VOID THE USER'S AUTHORITY TO OPERATE THE EQUIPMENT.

©1995 Tonka Corporation. All Rights Reserved. **MADE IN CHINA.**

All items made to the specifications of Tonka Corporation, Pawtucket, Rhode Island 02862 USA. US Pat. No. 5,389,031  
92335 P/N 45548100



# **ELECTRONIC SKY PATROL™ RESCUE COPTER**

**AGES: 3 & UP**

## **PLEASE NOTE:**

If the Copter's sounds and speech initially fail to function, the batteries may have become loose during shipping.

Remove batteries and reposition back into the battery compartment by following the directions detailed in the included instruction sheet.

©1995 Tonka Corporation, a subsidiary of Hasbro, Inc., Pawtucket,  
Rhode Island 02862. All Rights Reserved. MADE IN CHINA.

02335

P/N 462892