

Tonka® Farm Sport Utility

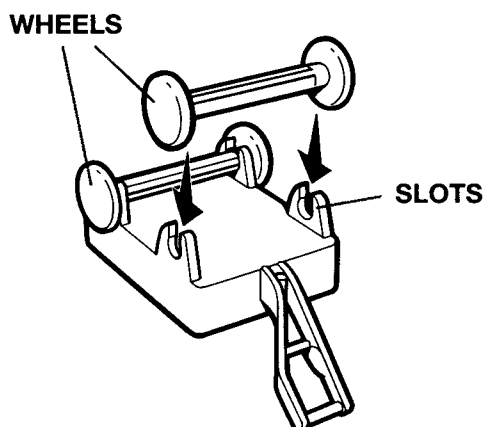
Ages 2 & Up

🐔 Opening door & hatchback!

🐔 Included play wagon fits in the back!

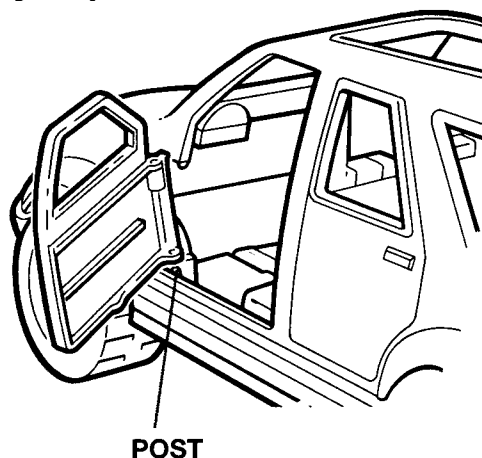
🐔 Tonka-tough construction!

Includes vehicle with play wagon. Adult assembly required.



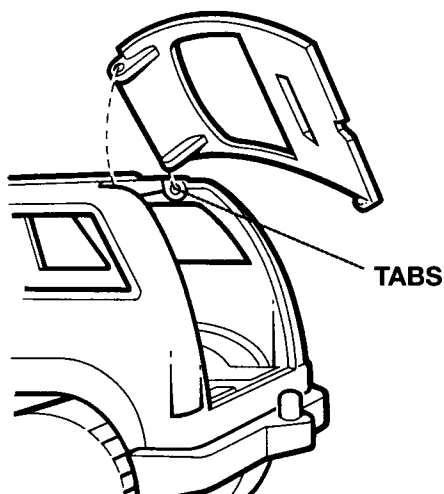
PLAY WAGON

1. Use safety scissors to remove the play wagon's wheels from runner frame. Discard runner frame. Turn play wagon over and snap wheels into wagon slots as shown.



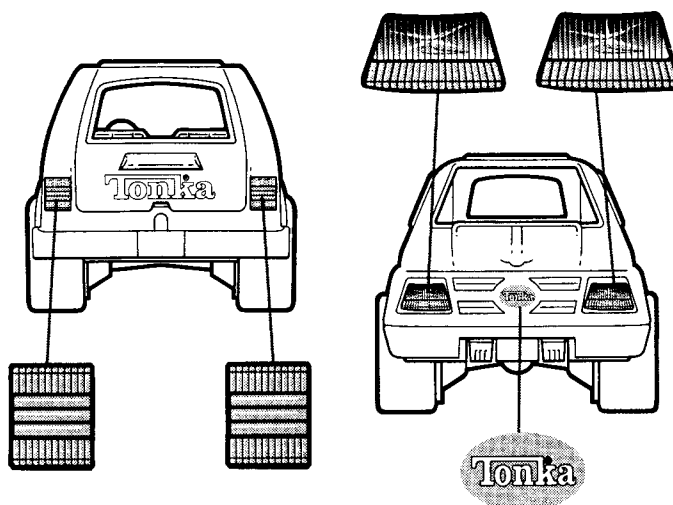
FRONT DOOR

2. Fit bottom corner of front door over vehicle post, then snap in upper corner to secure door in place. Door is designed to open and close.



HATCHBACK

3. Fit one corner of hatchback over vehicle tab, then snap in other corner to secure hatchback into place. Hatchback is designed to open and close.



Peel and apply labels as shown.

HOW CAN WE HELP YOU?
For More About This And Other Tonka Products,
Call 1-800-24TONKA