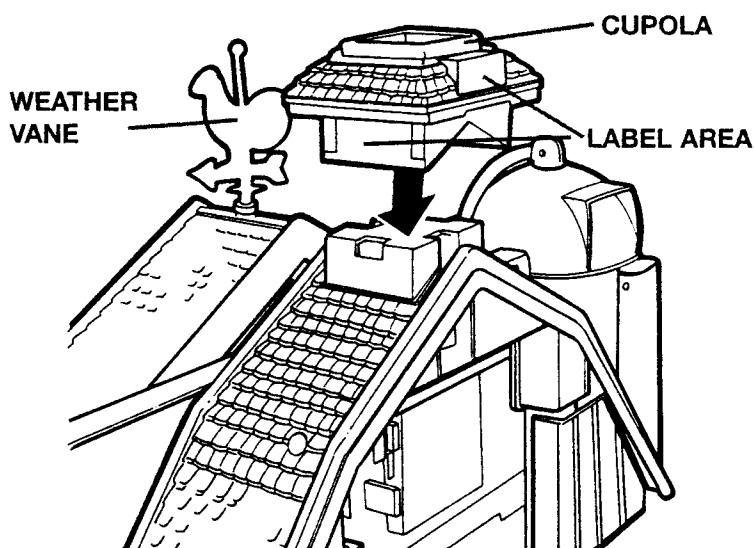


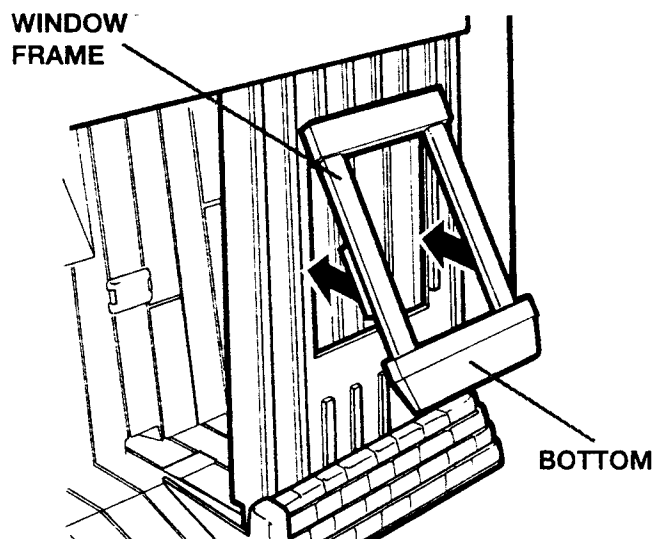
HOW CAN WE HELP YOU? For More About This And Other Tonka Products, Call 1-800-24TONKA.
PARENTS: PLEASE CUT PLASTIC PACKAGING MATERIALS AND DISCARD.

INCLUDES PARTIALLY ASSEMBLED FARM WITH SILO, 2 WINDOW FRAMES, PICKUP TRUCK, 4 WHEELS, CUPOLA, ELEVATOR, HOIST, STRING, 2 HOOKS, 5 PLAY FIGURES, 9 FENCE PIECES, 4 HAY BALES, HORSE SADDLE, LADDER, 2 TRAP DOORS, WEATHER VANE AND LABEL SHEET.



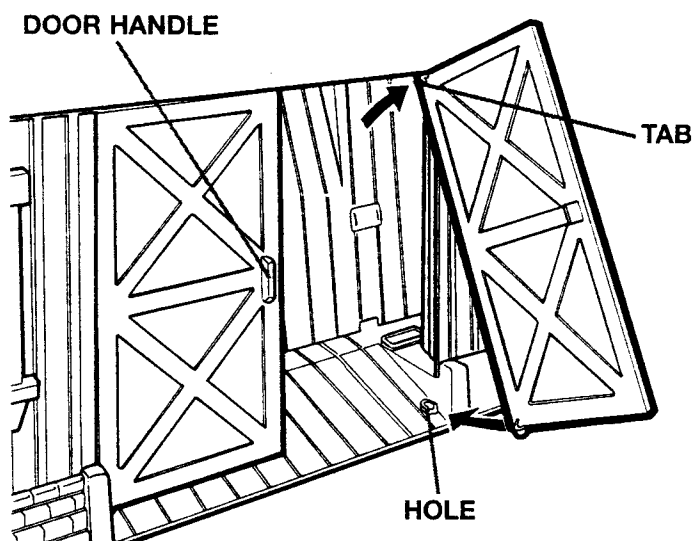
ROOF

1. With Farm in closed position, fit cupola down onto roof (with label area facing forward as shown). Fit weather vane down onto top of other roof section.



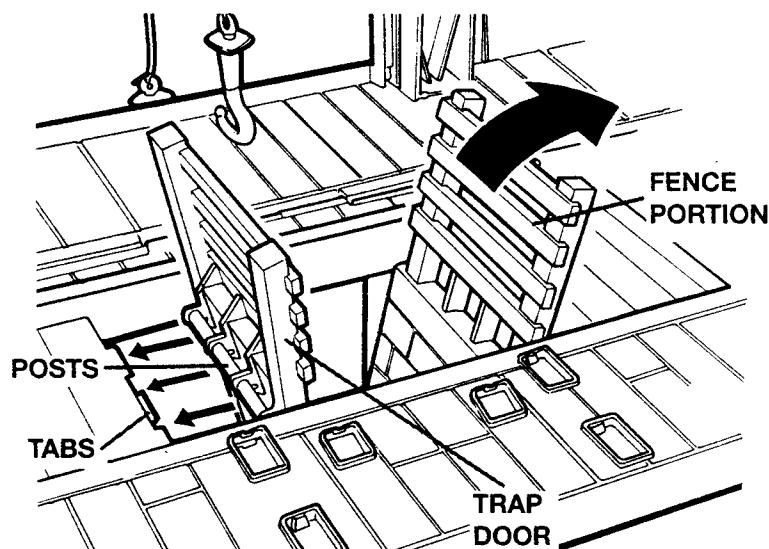
WINDOW

2. With bottom of window frame positioned as shown, snap window frame into window area. Repeat for second window frame.



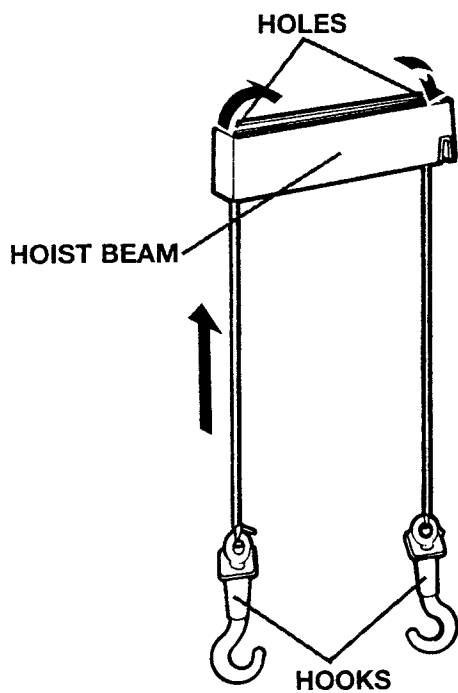
DOORS

3. With door handle facing out as shown, fit tab at top of door into hole. Snap bottom door tab into bottom hole. Repeat for other door.




LOFT/TRAP DOORS

4. Open Farm and lower the loft. With fence portion of trap door positioned as shown, snap posts on trap door into loft tabs. Repeat for other door.



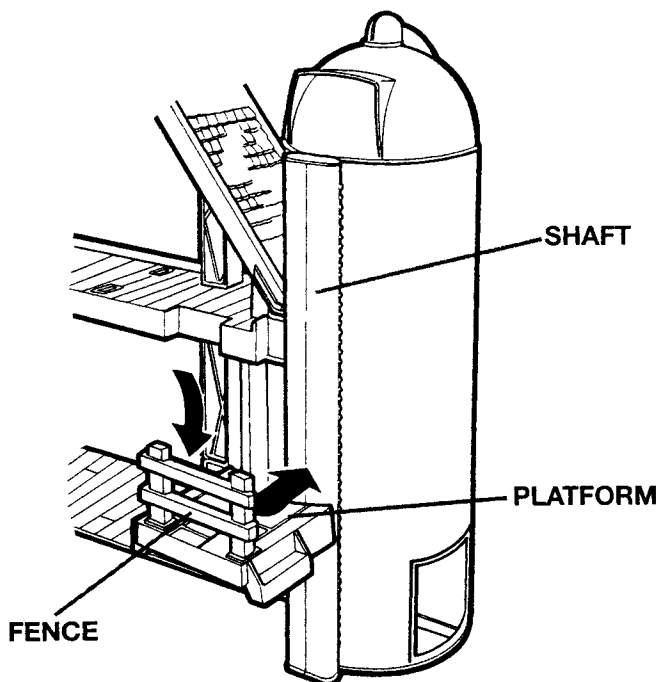
HOIST

5. Tie one end of string onto a hook as shown. Fit end of string up through hole in hoist beam, then down through hole in opposite end of hoist beam. Tie the remaining end of string onto the other hook.



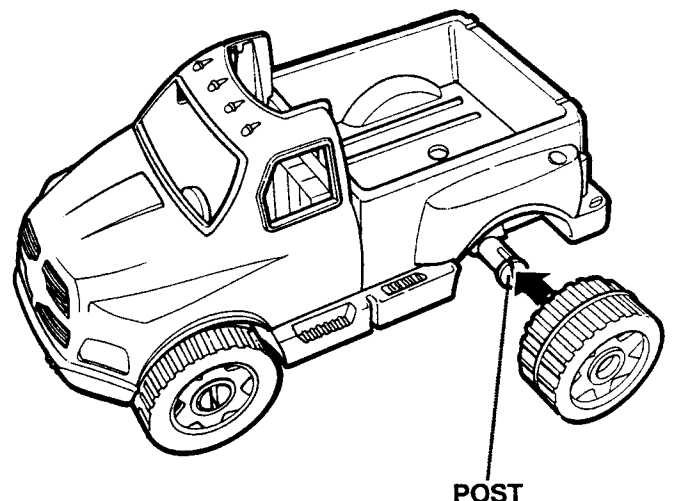
HOIST CONT.

6. Fit notched end of hoist beam, along with hook and attached string, through hole at top of barn until beam snaps into place. Hoist is designed to slide back and forth, and hooks with string can raise or lower hay bales, fence sections, etc.




ELEVATOR

7. Snap small fence section into elevator platform as shown. Snap elevator platform onto the silo's elevator shaft. Elevator slides along shaft with clicking sounds.



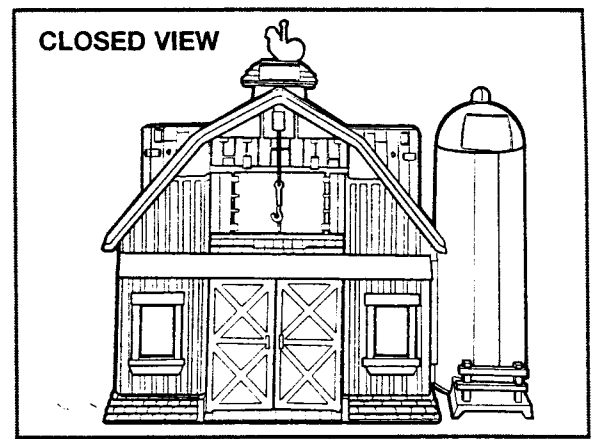
TRUCK

8. Snap wheels onto truck posts. Use the service center fuel nozzle to "fill 'er up!"

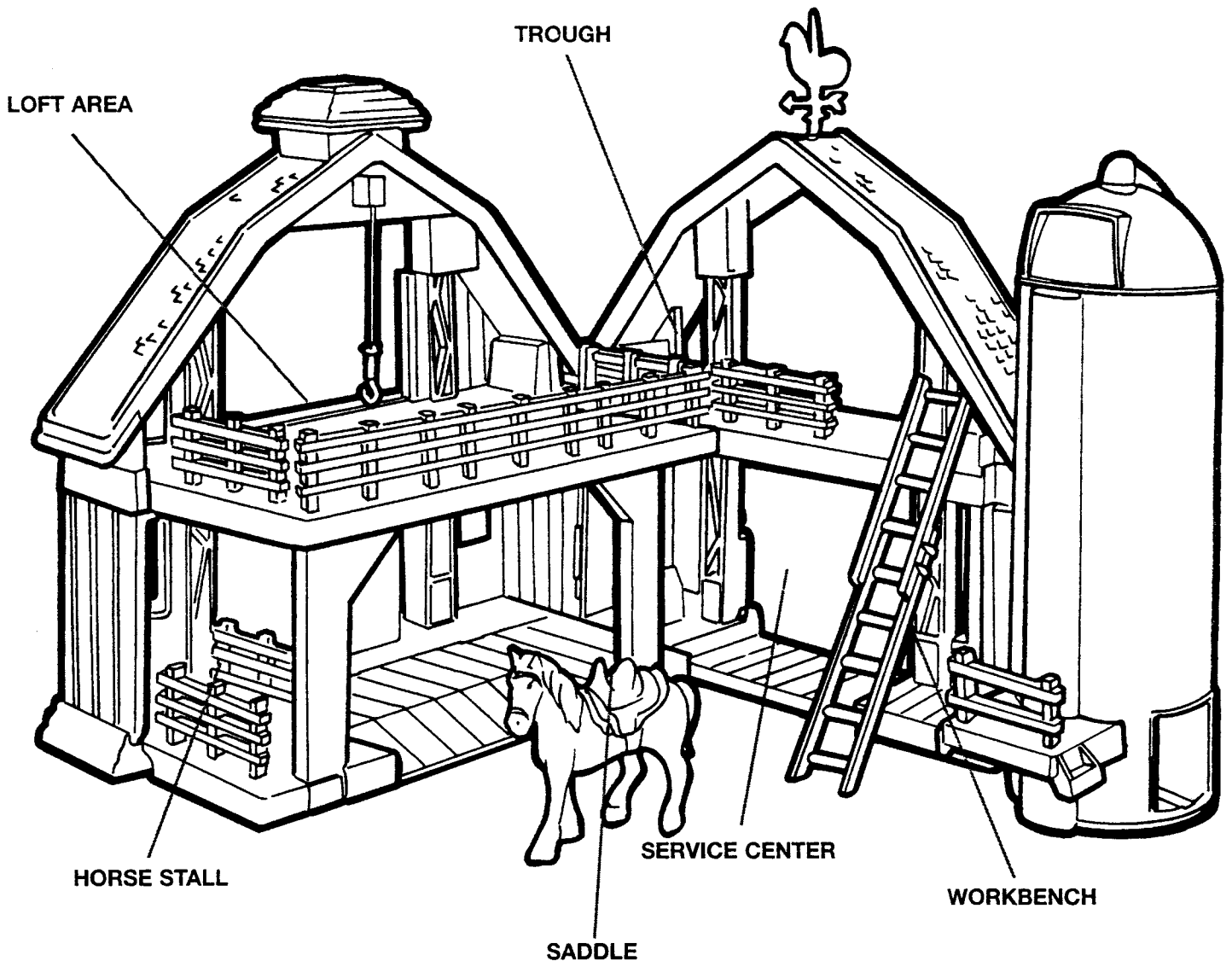


SADDLE

9. Strap saddle around belly of horse.



CLOSED VIEW

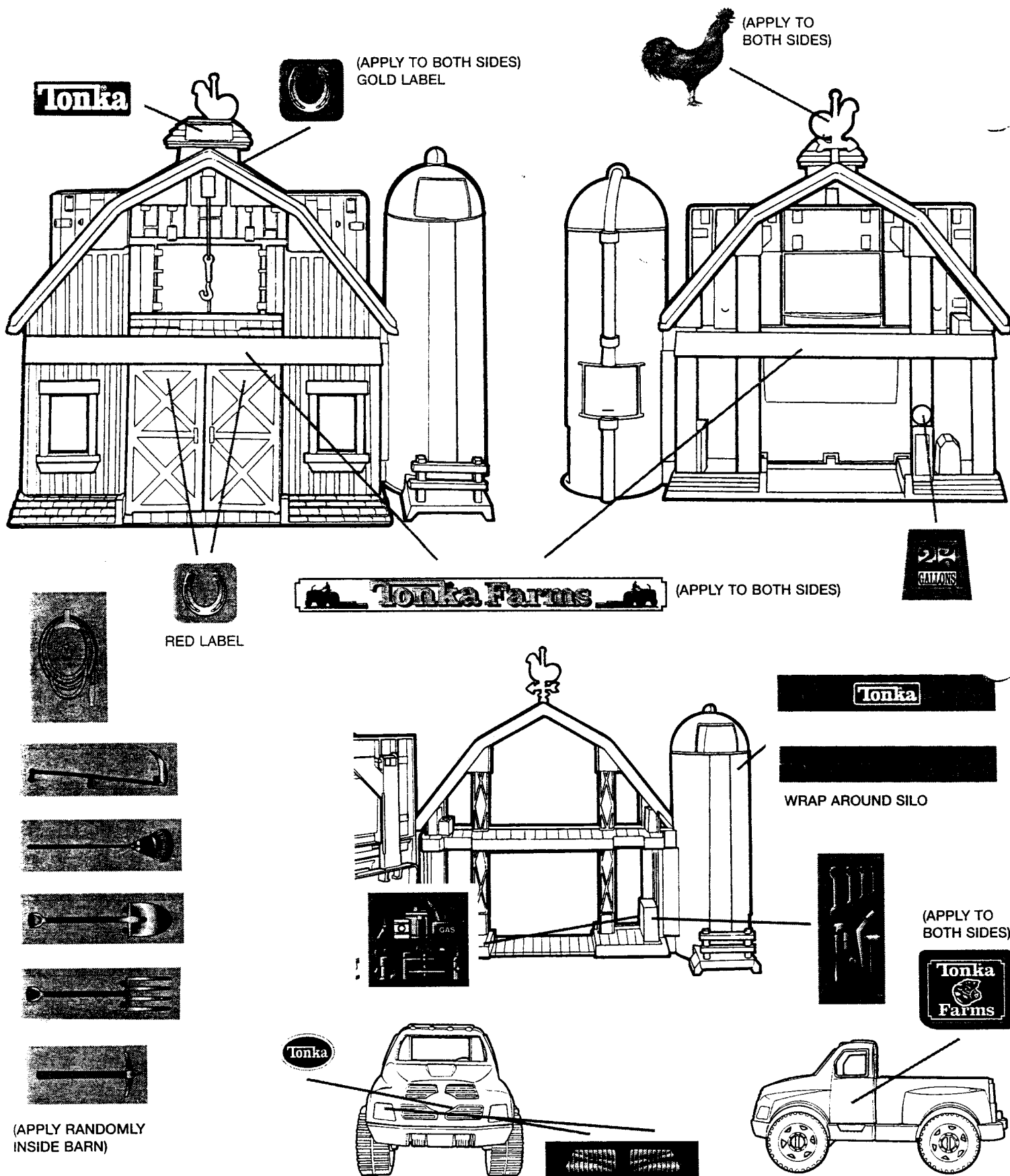


MORE FARM FEATURES

10. Fence pieces snap into loft area, or can be fit together and positioned around the Farm. They can also be used to form a horse stall! The ladder's feet fit into the loft area, or you can place the ladder elsewhere. There's a place for the horse saddle, a built-in feed trough and workbench/service center areas.

11. Pieces fit inside the Farm that features a unique, fold-away design for easy storage!

PEEL AND APPLY LABELS AS SHOWN.



Approximate size of Tonka Farm in closed position is 18 1/2" L (47 cm) x 9 3/4" W (24.8 cm) x 22" H (55.9 cm).

Product and colors may vary.

©1995 Tonka Corporation, a subsidiary of Hasbro, Inc., Pawtucket, Rhode Island 02862. All Rights Reserved.

FIGURES, FUEL NOZZLE AND SADDLE MADE IN CHINA. ALL OTHER PARTS MADE IN USA.

90156

P/N 45816100