


Ages 3-4 Level One

WARNING

Contains small parts which may present a choking hazard to children under three.



Talking Alphonie[®] Activity Set



Outside Instructions for Games



Questions? Call:
1-800-PLAYSKL

SEASONS


2-4 players

YOU NEED: Talking Alphie, Seasons game board, Seasons game card, and tokens (use the lawnmowers, leaves, snowmen and flowers).

OBJECT OF THE GAME: Place all of your tokens on the game board.

GET READY TO PLAY:

1. Each player takes 4 tokens (one lawnmower, one leaf, one snowman and one flower).
2. Decide who will play first.
3. Press the green "GO" if Alphie is not already on.
4. Insert the game card into Alphie.



HOW TO PLAY:

1. The first player presses the ?. Talking Alphie asks the player to find the musical melody. The player chooses a season to see if Talking Alphie will play the melody. He/she says the name of the season out loud, then chooses 2 pictures that go with that season -- one with a red button and one with a yellow button.
2. If Talking Alphie does not play the melody for either picture, the player takes a token from any one player. If Talking Alphie plays the melody for one of the pictures, the player places a token on the season he/she named. After Talking Alphie plays the melody, the player presses the ? to reset the game, and the turn passes to the next player.
3. On any move, a player can select the mystery season by choosing the "?" pictures on the game card. The player does not have to name a season to play this choice.
4. The game ends when a player has no more tokens to place on the game board. The player with no tokens wins the game.

SEASONAL WORK


2-4 players

YOU NEED: Talking Alphie, Seasonal Work game board, Seasonal Work game card, and one token for each player (use the shovel, rake, garden hose, clippers, lawnmower and wheelbarrow tokens).

OBJECT OF THE GAME: Be the first player to go through all 4 seasons.

GET READY TO PLAY:

1. Each player chooses a token and places it on one of the pictures in Summer.
2. Decide who will play first.
3. Press the green "GO" if Alphie is not already on.
4. Insert the game card into Talking Alphie.



HOW TO PLAY:

1. The first player presses the ?. Talking Alphie asks the player to find the musical melody. The player then chooses the picture on the game card that matches the picture his/her token is on, to see if Talking Alphie will play the melody.
2. If Talking Alphie does not play the melody, the player can try again, by moving to another picture in "Summer" and pressing the matching picture. If Talking Alphie does not play the melody for the second picture, the turn passes to the next player.
3. When Talking Alphie plays the melody, the player moves to the next season, and the turn passes to the next player. Before each turn, players must press the ? to reset the game, before choosing a picture. (You may choose not to press the ? if you want to use the information learned from previous turns.)
4. The game ends when a player has gone through all 4 seasons.

Look for other Talking Alphie® Activity Sets!

LEVEL ONE activity sets are geared for **AGES 3-4**, and teach basic concepts that are the building blocks of learning. Kids learn math concepts by "adding" pictures instead of numbers, and reading concepts by repeating pictures in a certain sequence.

After children learn basic concepts, they progress to **LEVEL TWO** activity sets geared for **AGES 5-6**. Kids apply the concepts they learned in **LEVEL ONE** sets to pictures, letters and numbers, as they try simple addition, subtraction and word building.

LEVEL ONE ACTIVITY SETS

Alphie's America Junior
Eating Right
Families
Outside
Healthy Times
On The Move
Learning Lights
Stories and Rhymes

LEVEL TWO ACTIVITY SETS

Alphie's America Senior
Animal Calls
Variety Show
Spelling Fun