




# Splashketball™

## Instructions

Product and colors may vary.

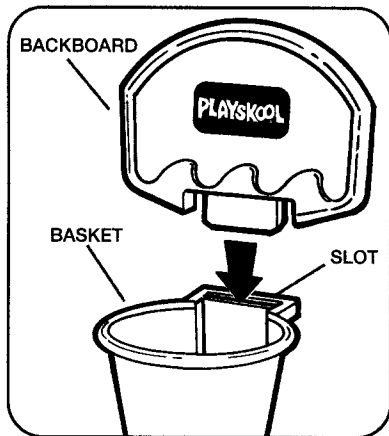
Ages 3 & Up



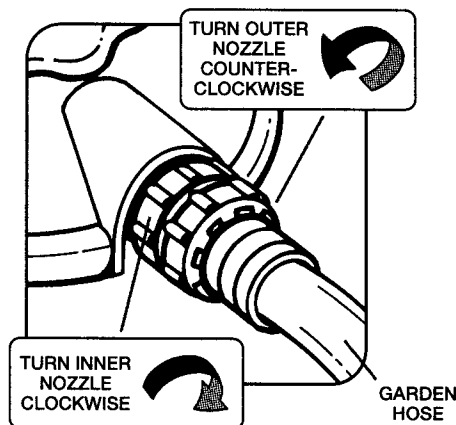
For future reference, our toll-free consumer service number is also located on this product.

**Includes: Backboard, ball, assembled base and basket.**

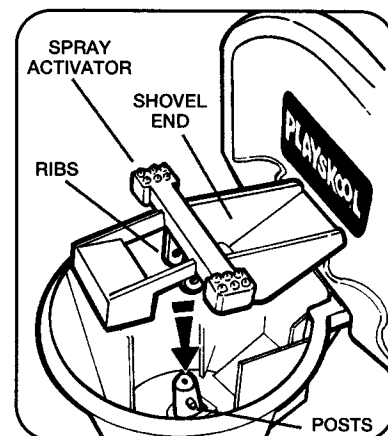
Splashketball is the fun way to combine the thrill of basketball with exciting water play! A surprise water burst can block a shot when you least expect it, or shoot the ball "sky high" when a basket is scored. The surprise water burst action alternates with the sprinkler spray mode to create lots of splish-splashin' fun!



1. Insert backboard into basket slot and snap into place.



2. Check to make sure inner nozzle (which may have become loose during shipping) is tightened into base by turning inner nozzle clockwise.
3. Fit the end of any standard garden hose into outer nozzle and screw outer nozzle counterclockwise to tighten.



**NOTE:** If spray activator becomes unhinged during play, it can be easily placed back into position. Hold activator with shovel end facing backboard as shown, and snap activator ribs down onto posts inside basket.

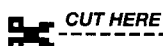
### HELPFUL HINTS:

- 1) Your water pressure may vary depending on your location. For best results, turn water on low and adjust pressure so ball pops out at desired height (approximately 2-10 feet above basket).
- 2) If water is turned on too high, Splashketball may remain in spray mode. If this happens, slowly lower water pressure until Splashketball starts alternating between water burst and spray modes.

**CAUTION:** Water that is left inside Splashketball or the garden hose for an extended period of time in direct sunlight can become very hot. After each use, we advise you to drain Splashketball and the garden hose, and store them in a cool shady area.

©1992 Playskool, Inc., Pawtucket, RI 02862 U.S.A., a subsidiary of Hasbro, Inc. All Rights Reserved. **MADE IN U.S.A.** U.S. Patent Pending. 1063 P/N 43367801

1063



### PLAYSKOOL® SPLASHKETBALL™ ADDITIONAL BALL OFFER

ITEM	PRICE (Includes Postage & handling)	QTY.	AMOUNT ENCLOSED
BALL	\$1.00		
Rhode Island residents add 7% sales tax:			
TOTAL AMOUNT ENCLOSED: \$			

Available while supplies last.

Make check or money order (no cash or stamps, please) payable to: **Playskool Direct, Inc.**

Mail to: **Playskool Consumer Affairs**  
**P.O. Box 693**  
**Pawtucket, RI 02862-0693**

Name: \_\_\_\_\_ Telephone Number \_\_\_\_\_

Address: \_\_\_\_\_

City: \_\_\_\_\_ State \_\_\_\_\_ Zip \_\_\_\_\_

(If you are moving in the next 4 weeks, please use new address.)

**Allow 6-8 weeks for delivery.** Orders must be received by 12/31/94.

©1992 Playskool, Inc. All Rights Reserved.

Product and colors may vary.





1063

Dear Friend:

Nice play! You've scored big with your purchase of Splashketball™ . . . Playskool's exciting combination of basketball action and water play to keep your preschooler in wet 'n wild fun all day long.

Outdoor fun has always been an important part of Playskool's growing line of innovative toys, and Splashketball is the perfect complement to a sunny day.

Playskool's Splashketball, like all of our high-quality toys, meets our own tough safety standards and exceeds CPSC and industry standards. When your child is ready for "shoot 'n splash" fun, remember the following tips:

- **Carefully review the enclosed instruction sheet for information regarding the operation and assembly of Splashketball.**
- **The instruction sheet also provides helpful hints on adjusting water pressure and safety information.**

If you have specific questions or comments about Playskool's Splashketball or any of our Playskool products, please call our Consumer Affairs Department at 1-(800) PLAYSKL.

And because your child's safety is our top priority, we encourage you to learn more about toy safety. Please contact the Toy Manufacturers of America at 1-(800) 851-9955 to request their comprehensive toy safety booklet in English or Spanish. Or, send a postcard with your name, address and zip code to: Toy Booklet, Department H, P.O. Box 866, Madison Square Station, New York, N.Y. 10159-0866.

Sincerely,

Dan D. Owen, President

**PLAYSKOOL SAFETY TIP**

Proper use of a toy will provide countless hours of fun for your child. We urge parents to take time to understand the proper way to play with a toy and explain its function to your child. Parents should also be reminded that there is no substitute for adult supervision, so we encourage you to monitor children when playing to avoid harmful situations.

1063 P/N 44537900

PLAYSKOOL INC., CONSUMER AFFAIRS, P. O. BOX 200, PAWTUCKET, RHODE ISLAND 02862-0200