

AGES:



Sit 'n Spin[®]

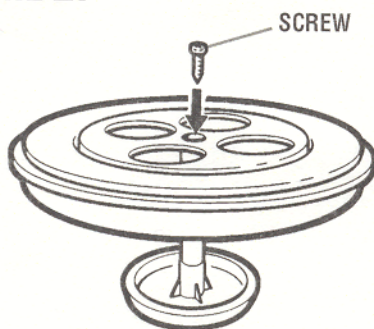
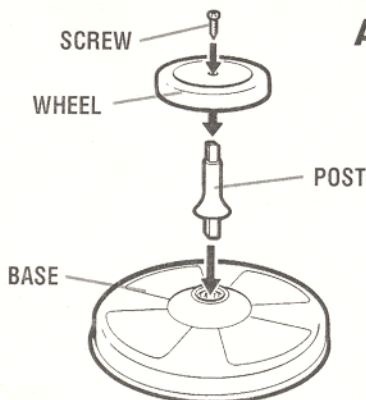
1 1/2 - 5 1/2

INSTRUCTIONS

For future reference, our toll-free consumer service number is also located on this product.

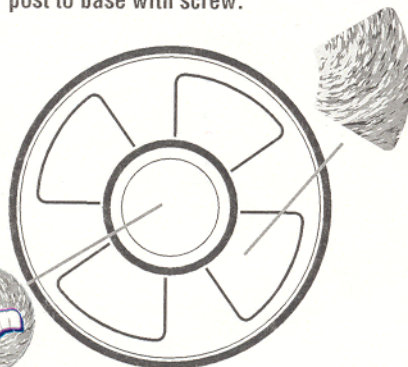
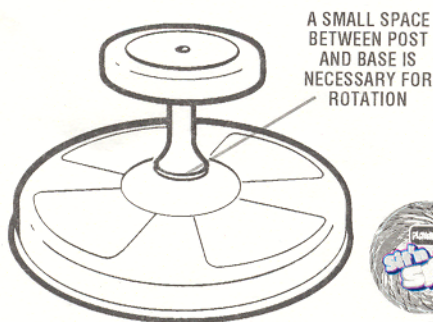
Phillips screwdriver required for assembly (not included). This product uses #10 (3/4") Phillips head sheet metal screws. If replacement screws are needed, they are available at most hardware stores.

ASSEMBLY



1. Remove screws that are attached to the bottom of the base. Push wide end of post into the top of the base. Attach wheel to the top of the post. Fasten wheel to post with screw.

2. Flip assembly upside down, and push down on the base until the post touches the bottom of the base. Fasten post to base with screw.



Flip over and attach labels as illustrated.

©1998 Hasbro, Inc.
All Rights Reserved.
® denotes Reg. U.S. Pat. & TM Office.
34640 P/N 42857403

