

# CANDY LAND®




## 100 Acre Wood Picnic Edition

FOR 2 TO 4 PLAYERS - AGES 3 TO 6

Something wonderful is happening in the 100 Acre Wood! Pooh and his friends have planned a very special 100 Acre Wood Picnic. Pooh, Tigger, Piglet and Eeyore would like you to join them, but first they need your help picking up special treats along the way.

Mmmm, are those cookies you smell baking? Better visit Owl for those delicious treats. What's Rabbit got? Why, they're candy canes, fresh from his

garden at Peppermint Farm. And how about tarts and ice cream? Piglet, Kanga and Roo can help you with those! Of course a picnic isn't complete without decorations, so stop by Eeyore's house—he has balloons for everyone!






## OBJECT

Be the first player to reach the 100 Acre Wood Picnic.

## CONTENTS

- ✿ 1 Gameboard
- ✿ 4 Playing pieces (Pooh, Tigger, Piglet and Eeyore)
- ✿ 9 Stand-up scenes
- ✿ 10 Stands
- ✿ 64 Cards
- ✿ Pooh Hunny Truffle Recipe



## ASSEMBLY

Please refer to photograph on back of package.

- Punch out the 9 stand-up scenes.
- Push 9 stands up through the slots in the gameboard.
- Place each scene in a stand. Be sure to match the scene to what's on the gameboard.

## SETUP

- Place the gameboard on a flat surface.
- Shuffle the cards.
- Place the cards face down in a Draw pile, within reach of all players.
- Choose your playing piece—Pooh, Tigger, Piglet or Eeyore—and place it at START on the gameboard.

## HOW TO PLAY

- The youngest player goes first. Play proceeds to the left.
- On your turn, draw 1 card from the deck and move your playing piece to the space that matches what's on the card.
- After your turn, place the card in the Discard pile next to the Draw pile.





## HOW TO READ THE CARDS

- One color block—move your playing piece forward to the first space with that color.
- Two color blocks—Move your playing piece forward to the second space with that color.
- Picture cards—Move your playing piece—either forward or backward—to the closest picture space with that picture.

## MOVING ALONG THE PATH

- Always move in the direction of the signposts, unless directed to move backward by a picture card.
- Two or more playing pieces may be on the same space at the same time.
- **SHORTCUTS:** There are 2 shortcuts on the path—the “Balloon Ride” and the “Bridge to 100 Acre Wood.” If you land on the space below the Shortcut, you can take the shortcut immediately! Move your playing piece to the top of the Shortcut and stay there until your next turn.
- **WATCH OUT** for the **BEEHIVE**, **RAINSTORM** and the **HEF-FALUMPS!** These are penalty spaces. If you land on one of these, you're stuck there until you draw the card that's called for. You may draw only 1 card per turn. When you draw the color you need, move to the space with that color.



## HOW TO WIN

The first player to reach the last space has made it to the 100 Acre Wood Picnic and won the game! Now everyone can join Pooh and his friends for a yummy picnic!



## MORE FUN!


Parents: For a special treat, mix up a batch of Pooh Hunny Truffles, and have your own 100 Acre Wood Picnic!

### POOH HUNNY TRUFFLES

Items needed:

- 1/2 cup of peanut butter
- 1/2 cup of honey
- 1/2 cup of confectioners' sugar
- 1/2 teaspoon vanilla extract
- Milk chocolate morsels
- Sweetened cocoa

- 2 Small bowls
- Mixing spoon
- Teaspoon
- Plate



Peanut butter and honey should be at room temperature. In a small bowl, mix together the peanut butter, honey and vanilla extract until all ingredients are blended and smooth. Add the confectioners' sugar a bit at a time until all ingredients are blended and smooth. Chill in refrigerator for about 30 minutes or until the dough has slightly thickened. Place 1/4 cup of sweetened cocoa in the other small bowl. Using the teaspoon, scoop a spoonful of dough, place 2 or 3 milk chocolate morsels in the center and roll into a ball. Drop the ball of dough into the bowl of cocoa and roll it around until it is completely coated. Place the truffles on a plate and place in the refrigerator for about 2 hours until the truffles have slightly hardened. Recipe makes 30 one-inch truffles.

We will be happy to hear your questions or comments about this game. Write to: Hasbro Games, Consumer Affairs Dept., P.O. Box 200, Pawtucket, RI 02862. Tel: 888-836-7025 (toll-free).



© Disney. Based on the "Winnie the Pooh" works, copyright A.A. Milne and E.H. Shepard.

[www.hasbro.com](http://www.hasbro.com)

CANDY LAND and the MB and HASBRO names and logos ®, TM & ©.

©1998 Hasbro, Pawtucket, RI 02862. All Rights Reserved.

PRINTED IN USA. 41051-I

