

For Ages 4 & Up
Model 9-009-5

PLAYSKOOL®

TALKBACK PICTURE PHONE™

INSTRUCTIONS




Introduction

Talkback Picture Phone is a unique telephone that really recognizes what children say. It really interacts with your child's voice for listening, talking and learning fun! When children tell the operator their name, the phone records it and plays it back. Children can call one of the eight different places and the operator will ask them fun learning questions. The phone uses an eight- page picture book, a handset, and a 12-button keypad to teach children numbers, letters, counting, colors, addition, subtraction, more/less, big/small, and more. The operator's instructions will encourage children while they learn. **Talkback Picture Phone** will give your child hours of learning fun!


Installing the Batteries

Illustration 1



1. Locate the battery compartment on the back of the unit.
2. Open battery compartment door as shown in Illustration 1.
3. Insert 4 "C" (LR14) size batteries (not included) as shown in Illustration 2.
4. Close the battery compartment door and snap it shut.


Illustration 2



- Alkaline batteries are recommended.
- Do not use rechargeable batteries.
- Do not mix old & new batteries.

CHANGE THE BATTERIES IF THE VOICE RECOGNITION STOPS WORKING.

Key Functions



- | | |
|--------------|---|
| ON | Press to turn on your Talkback Picture Phone . |
| OFF | Press to turn off your Talkback Picture Phone at any time. Talkback Picture Phone will automatically shut-off after five minutes of inactivity. |
| HANDSET | When the phone rings, pick up the handset to start play. |
| NUMBER KEYS | Press to call one of the eight places and to answer questions. |
| HANDLE | Handle for easy portability. |
| PICTURE BOOK | Eight-page spiral-bound telephone book with colorfully illustrated pages. |

Getting Started

1. Use **Talkback Picture Phone** in a quiet environment.
2. Press the ON switch. When the phone rings, pick up the handset. Listen for the operator!
3. The operator will say "Hello" and ask for your name. When you hear the beep, tell the operator your first name.

Follow your operator's instructions and call one of the special places in your picture book by pressing the three-digit phone number that matches the special place you want to call. Open your picture book to the place that you called. The operator will begin to ask you questions about what is on that page.

Speak clearly so the operator can hear you. Sometimes, the operator might have trouble hearing you. If this happens, repeat your answer clearly after the beep.


Each time the operator asks you a question, wait for the beep before you begin to speak.

Eight Places to Call


There are a total of eight places to call. Each of the eight places has its own special three-digit phone number:



202



525




699



123

123 is the Bakery
202 is the Farm
357 is the Firehouse
432 is the Music Store
525 is the Pet Shop
699 is the Restaurant
747 is the School
890 is the Zoo



747



432



890



357

The operator will move you through all locations, in a random order, and at times offer you the choice to pick your own location. Sometimes, one of the places may not be able to answer the phone. If you get a busy signal, simply wait for the operator and she will instruct you to call another place.

When you call the Bakery, Farm, Firehouse, Pet Shop, Restaurant and Zoo, the operator will ask you questions about what you see.

For example, the operator will ask you to call the Bakery at 123. Simply press "123" on the keypad. The phone in the Bakery will ring and the Baker will answer the phone: "Hi! This is the Bakery."

The operator will ask if you are on the correct page by identifying the page number and the color of the page number. Answer "Yes" if you are on the correct page. The operator will continue to ask you questions about letters, counting, big vs. small, etc.

When calling the School, the operator will ask you to answer some math questions. For example, the operator will ask you, "What is 6 minus 2?" Wait for the beep, speak clearly and answer the question. The operator always answers with encouraging phrases.

The Music Store is full of songs. Choose from: Mary Had A Little Lamb; London Bridge; Row, Row, Row Your Boat; Old Mac Donald Had A Farm; Ring Around The Rosy; and Three Blind Mice. When the operator asks you which song you would like to hear, simply tell the operator the number listed next to the song.

Voice Recognition

The voice recognition in the ***Talkback Picture Phone*** is state of the art technology. However, some simple guidelines can help you enjoy your ***Talkback Picture Phone*** to its fullest potential.

First, make sure you are in a quiet room. Voice recognition works best when it can hear you best. Second, sit directly in front of the ***Talkback Picture Phone***, within arm's reach of the keypad. Third, always wait for the beep before speaking. Fourth, speak clearly and answer with an appropriate one-word response. These four simple steps will help ensure smooth operation of your ***Talkback Picture Phone***. The remainder of this chapter describes the operation of the voice recognition in more detail.

The operator is only listening for certain answers. All answers that the operator can understand are one word. For example, when the operator asks "Count the Monkeys...How many are there?" the ***Talkback Picture Phone*** is only listening for the appropriate answer "six". The ***Talkback Picture Phone*** will not respond well to the answer "There are six Monkeys". Also, the ***Talkback Picture Phone*** will not respond well to the answer "Yes" if it is expecting to hear a number. A list of the questions asked by the ***Talkback Picture Phone***, and the appropriate answers, follows:

If the operator asks something similar to:

Are you on the page with the Red One?
Do you see the Monkeys?
What color are the Monkeys?
Count the Monkeys, how many are there?
Say the number of the song you want to hear.
What is 3 plus 4?

Does 3 plus 4 equal 7?
Are there more Monkeys than Elephants?
Are the Monkeys bigger or smaller than the Elephants?

You should respond with:

Yes or No
Yes or No
Orange, Yellow, Red, Green, Black, Purple or Blue
One, Two, Three, Four, Five or Six
One, Two, Three, Four, Five or Six
Zero, One, Two, Three, Four, Five, Six,
Seven, Eight or Nine
Yes or No
Yes or No
Bigger or Smaller

Now, turn on your ***Talkback Picture Phone*** and start the fun!

Troubleshooting

1. If the unit does not work, please check that the batteries have been inserted correctly.
2. If the volume is too low, please install new batteries.

Care and Use/Maintenance

1. Clean ***Talkback Picture Phone*** with a soft, damp cloth.
2. Please do not put the ***Talkback Picture Phone*** in direct sunlight or near any source of heat.
3. Please remove the batteries if you won't be using the ***Talkback Picture Phone*** for a long period of time.
4. Do not use any chemical solvents to clean ***Talkback Picture Phone***.
5. Don't spill anything on the ***Talkback Picture Phone***.
6. For indoor use only.
7. Do not immerse in water.

Caution

To avoid battery leakage:

1. Be sure to insert the batteries correctly and follow the toy and battery manufacturer's instructions.
2. Do not mix old and new batteries or alkaline, standard (carbon-zinc) or rechargeable batteries.
3. Always remove exhausted or dead batteries from the product.

90-DAY LIMITED WARRANTY

Tiger Electronics, Inc. (TEI) warrants to the original consumer purchaser of any of its electronic games or toys that the product will be free of defects in material or workmanship for 90 days from the date of original purchase.

During this 90-day warranty period, the product will either be repaired or replaced (at our option) without charge to the purchaser, when returned either to the dealer with proof of the date of purchase or to TEI when returned prepaid and insured with proof of date of purchase.

Product returned to TEI without original receipt or after the 90-day warranty period has expired, but prior to one year from the original date of purchase, will be repaired or replaced (at our option) for a service charge of US\$20.00. Make check or money order payable to Tiger Electronics, Inc.

TEI will not be liable for loss of use of the product or other incidental or consequential costs, expenses, or damages incurred by the purchaser. Any implied warranties are limited in duration to the 90-day period from the original date of purchase.

All product returned must be shipped prepaid and insured for loss or damage to:

Tiger Electronics, Inc. Repair Dept.
980 Woodlands Parkway
Vernon Hills, Illinois 60061 U.S.A.

1. Pack the product carefully in the original box or use a good/quality carton with packing materials.
2. Include a letter with a complete description of the defect, a check if product is beyond the 90/day warranty, and your printed name, address and telephone number.

This warranty gives you specific legal rights and you may also have other rights which vary from state to state so the foregoing limitations may not apply to you. This warranty does not cover damages resulting from accident, unreasonable use, negligence, improper service or other causes not arising out of defects in material or workmanship.

