

# Picnic PANIC

## INSTRUCTIONS

2 to 4 Players



## Contents


Picnic basket game unit, 36 food cards,  
4 cardboard prize ribbons, 20 plastic ants, gameboard

## Object

Be the first player to get rid of all your food cards.


# Assembly

Figure 1.



Snap the 2 basket lids and handle onto the picnic basket, as shown in Figure 1. The lids will stay up.

Punch out the 36 food cards and 4 prize ribbons from the cardboard sheet. Discard waste cardboard, including cardboard platform.



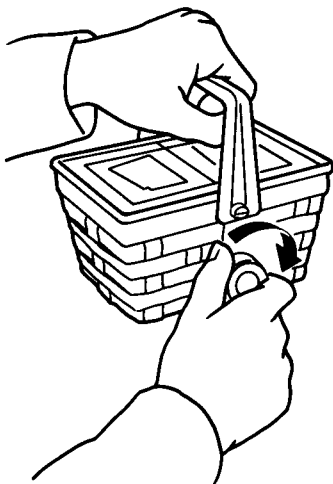
## Setup

Place the picnic basket in the center of the gameboard. Shuffle and then deal out the food cards *facedown* to all players equally. Stack your cards in a neat pile in front of you, but don't look at them!

Place each of the four prize ribbons in a corner of the gameboard, one for each player. If there are three players, use ribbons 1, 2 and 3; if there are two players, use ribbons 1 and 2. It doesn't matter which ribbon goes in which corner.

Load 12 ants into the picnic basket. Make sure the ants are evenly distributed. Place any extra ants out of play. Choose a player to wind the basket. Keep the basket in the center of the gameboard.

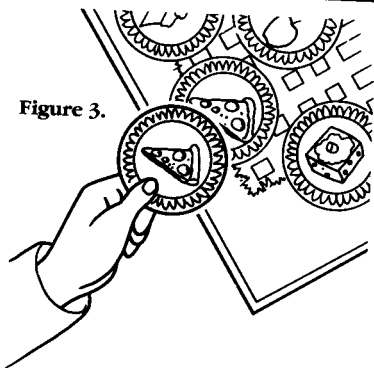
Figure 2.



***Winding the picnic basket:*** Refer to Figure 2. Hold the picnic basket by the handle so it stays in position on the playing surface while you wind the knob clockwise as shown. Be sure not to overwind. As soon as you release your grip on the knob and the handle, the basket will begin *ticking as it turns*.

# Gameplay

Figure 3.



The player to the immediate left of the player who wound the basket goes first and play continues clockwise.

## Hurry! Place a card on your turn:

Turn over the top card on your stack and quickly match it to the plate on the gameboard with the same food item. For example in Figure 3, place the pizza card faceup on top of the pizza on the gameboard.

Place the card as quickly as possible and make sure most of the card covers its matching food plate. As soon as you place a food card and your fingers are no longer touching it, your turn is over. No peeking at the next card in your pile until it's your turn!

Players continue taking turns in a clockwise direction (to the left) placing one card each, until the basket "explodes" and the ants pop out! See "Panic!" below.

**Second Helpings:** As players continue taking turns, there can be one or two cards on the same gameboard plate.

**REMEMBER,** *your turn begins when the player to your immediate right finishes placing a card (and lets go of it) and ends when you finish placing a card (and let go of it).*

**Panic!** If, on your turn, the basket "explodes" and the ants pop out, STOP! You must pick up all the cards the ants have landed on, even if there is more than one card per plate. If an ant is touching either the card(s) or the outline of the yellow gameboard plate it is on, you must pick up the card(s). See Figure 4.

Put the cards facedown at the bottom of your own pile. Return the ants to the basket. Now wind the basket for the next round of play. The player to your immediate left gets to place a card first.

If you did not finish placing a card when the basket explodes, you must return that card to your pile.





Figure 4. The basket exploded on your turn. Pick up all the hotdog, grapes, hamburger and donut cards. You don't have to pick up any cherry pie cards!

# Winning the game

---

If you're the first player to run out of cards, grab the blue 1st place ribbon from the gameboard. You've won! The other players continue playing until each runs out of cards. The second player to run out of cards grabs the red 2nd place ribbon, and the next player grabs the yellow 3rd place ribbon. Even the last player wins a ribbon!



**Oh, no!**  
**Did all your ants run away?**  
**No problem!**

---

To order a set of 20 ants, just send your request along with your name, address and check or money order for \$3.00 to:

**Milton Bradley Company**  
**Attn: Cash Sales**  
**443 Shaker Road**  
**East Longmeadow, MA 01028**

Make checks payable to Milton Bradley Company. Postage and handling included. Please allow 6 weeks for delivery.