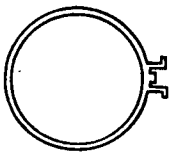


# NICK & NERF<sup>TM</sup> BRAND<sup>®</sup>

# BACKWARDS<sup>TM</sup> Basketball

## CONTENTS:




HOOPS (2)



BALLS (2)



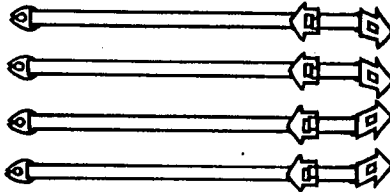
BACKBOARDS (2)



NETS (2)

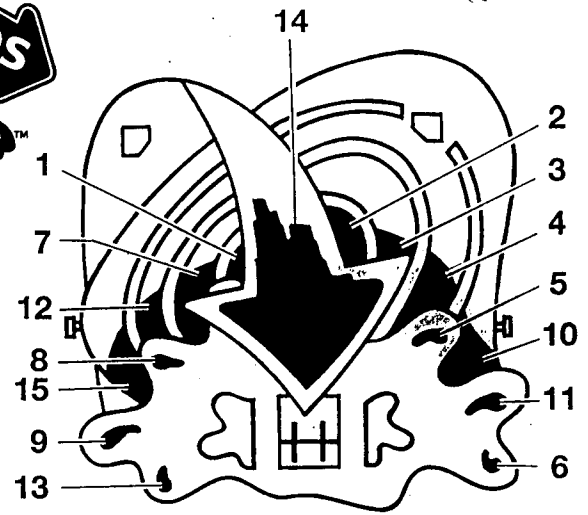


LABEL SHEETS (2)

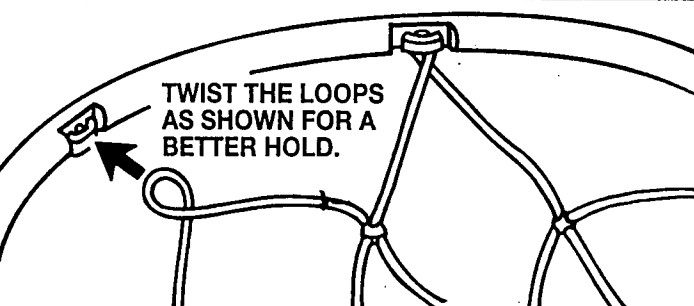


ADJUSTABLE STRAPS (4)

1. Find all the parts. Use this illustration as a guide.

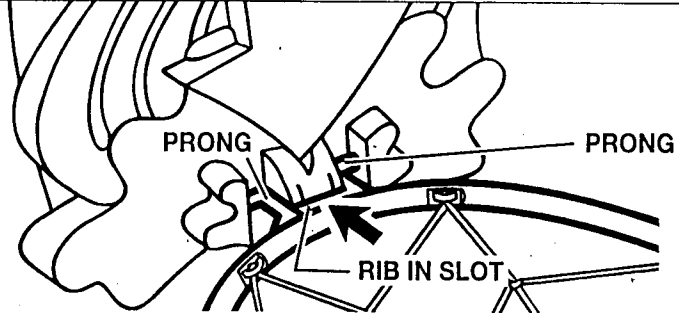


2. Apply the labels to the backboard using the numbers on the label sheet and this illustration as a guide.



TWIST THE LOOPS AS SHOWN FOR A BETTER HOLD.

3. Straighten out the net. Loop the ends of the net or each hook located on the inside of the hoop as shown. NOTE: Twist the loops as shown for a better hold.

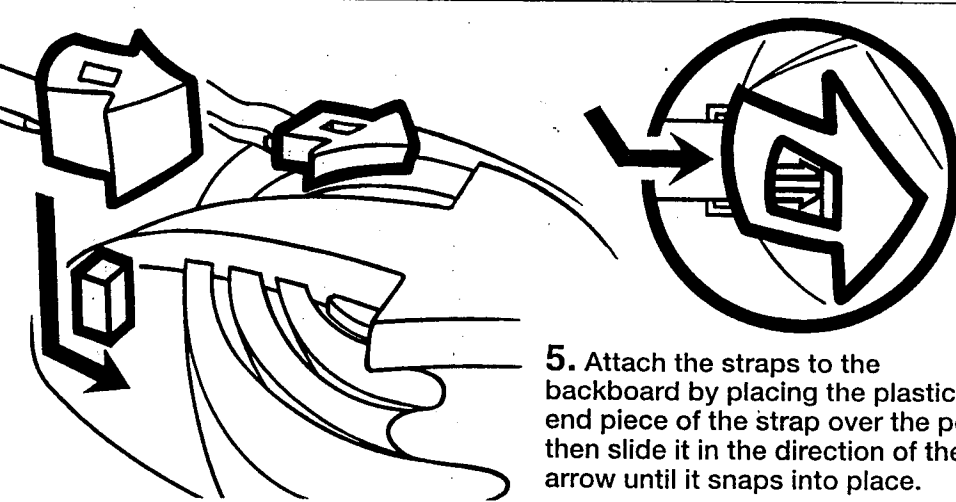


PRONG

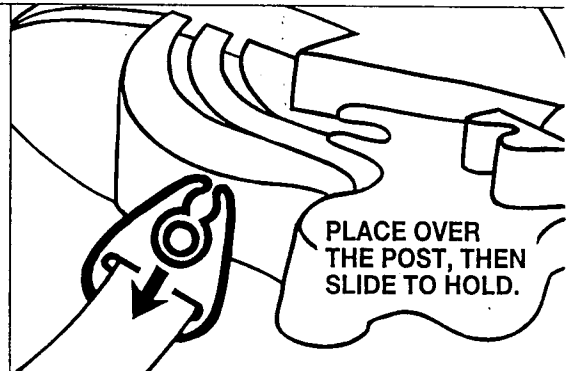
PRONG

RIB IN SLOT

4. Attach the rim to the backboard. Slightly squeeze the connecting prongs together as you push them into place. NOTE: The plastic rib on the hoop fits into the indentation on the raised center portion of the hoop connector.

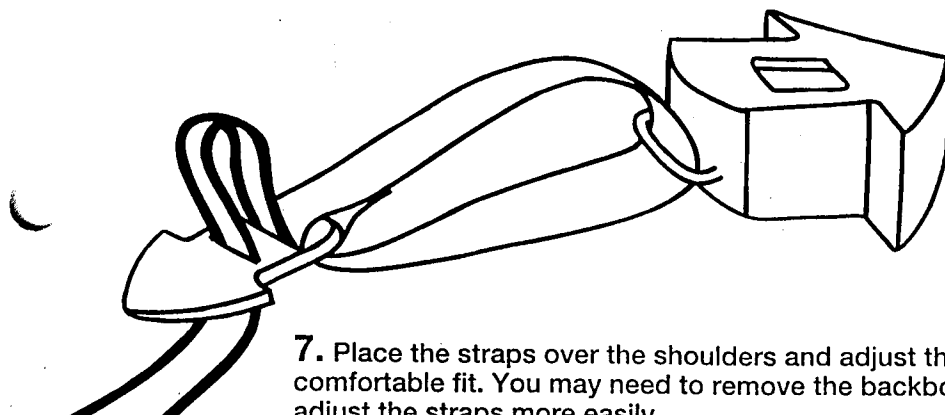


5. Attach the straps to the backboard by placing the plastic end piece of the strap over the peg then slide it in the direction of the arrow until it snaps into place.

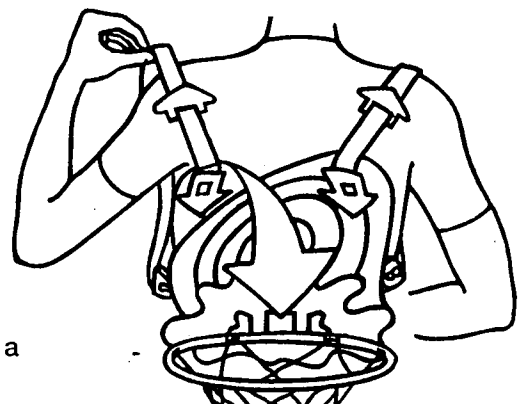



PLACE OVER THE POST, THEN SLIDE TO HOLD.

6. Connect the other end of each strap to the backboard as shown. Place over the post, then slide to hold.



7. Place the straps over the shoulders and adjust them for a comfortable fit. You may need to remove the backboard to adjust the straps more easily.





## ONE-ON-ONE BASKETBALL GAME

Number of players; 2

### HOW TO PLAY;


Each player puts on a Backwards Basketball backboard and takes a ball. Decide upon selected play area (i.e. the whole yard, the front yard only, etc.) Facing one another and standing at arms length from one another with basketballs touching, the players count "one, two, three, play", and then the game begins. Each player tries to score by shooting his/her ball into the other player's basket. Players can run, block with hands or make sudden body moves to avoid their opponent's shot. Play stops after each successful basket. Point is added. Players face each other, count and play again. Winner is first player to make 11 baskets or any number selected ahead of time.

## SPELLING "H-O-R-S-E" GAME

Number of Players; 2

### HOW TO PLAY;

Flip a coin to see who shoots first. In an open area, pick a spot where "A" player stands wearing the Backwards Basketball backboard. The "B" player decides upon a shot and attempts it. (Be creative, use walls for bank shots, tree limbs to shoot over, etc., to make your shots more interesting or harder to do.) If "B" misses the shot, "A" decides upon a new shot. If "B" makes the shot, he changes places with "A" and now "A" must attempt the identical shot, if "A" fails, he gets a letter as a point. If "A" makes the shot, no letter is given and "B" attempts a new shot. "A" gets to pick the new shot only after "B" misses. The play continues until one player misses five shots and spells H-O-R-S-E.



Serious Sport with a NICKEL ODEON™

**Kenner**<sup>®</sup>

© & © 1995 TONKA CORPORATION,  
a subsidiary of Hasbro, Inc.,  
Pawtucket, Rhode Island 02862.  
All Rights Reserved.  
STRAPS MADE IN CHINA.  
NET MADE IN TAIWAN.

© 1995 Viacom International Inc.  
All Rights Reserved. NICKEL ODEON, and  
all related titles, trademarks, and