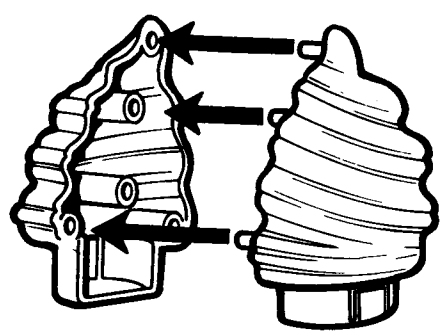


My Little Pony[®]


Satin Slipper Sweet Shoppe[™] INSTRUCTIONS

Remove all pieces from plastic frames. If you have difficulty, have an adult use safety scissors.



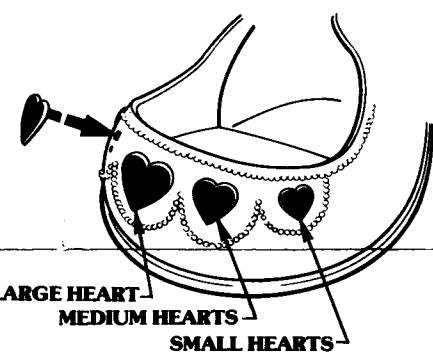
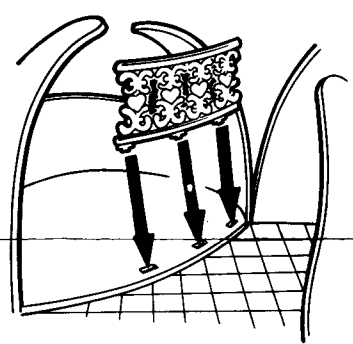
ICE CREAM SCOOPS:

Slip posts on one half of ice cream scoop into holes in other half of ice cream scoop. Snap assembled scoop into hole in top of counter. Repeat for other ice cream scoop.



FENCE:

Place posts on bottom of fence into holes in floor of toe section as shown.



HEARTS:

Press hearts into holes in toe section of shop as shown.

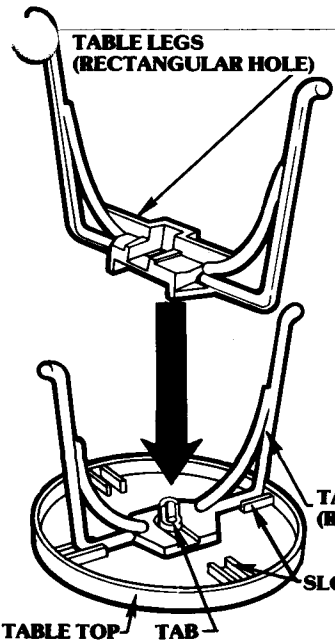



TABLE:

Place table top on flat surface with slots and tab facing up. Locate table legs with round hole in center. Slip round hole onto tab in table top. Place legs in slots next to arrows. Locate table legs with rectangular hole in center. Place legs in remaining slots and snap rectangular hole onto tab in table top.

LARGE HEART
MEDIUM HEARTS
SMALL HEARTS

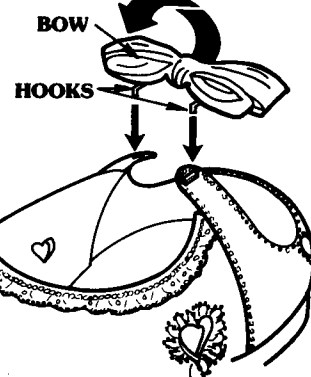
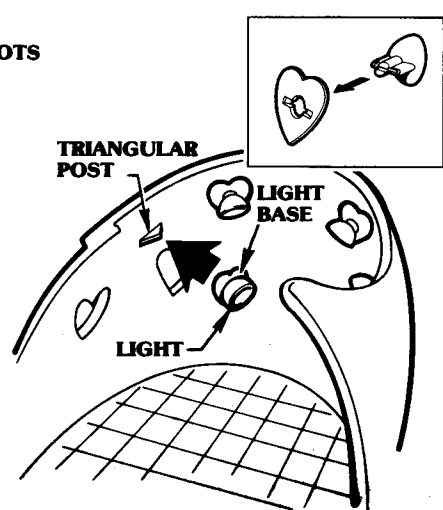
CHAIRS:

Snap posts on chair back into holes in chair seat. Repeat for other chair.



LIGHTS:

Slip heart-shaped base on to light as shown. Attach assembled light to triangular post on wall of shop. Repeat for other three lights.




BOW CARRY HANDLE:

Hold bow with hooks pointing down and facing the back of shoe. Insert hooks into holes in top of shoe. Gently swing bow up until it is upright.



NOTE: Satin Slipper Sweet Shoppe can be carried by bow only when it is closed.

LABELS: Carefully peel and apply labels as shown.





WORK TABLE


COUNTERMAT




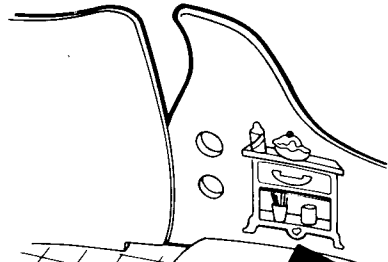
COUNTER DRAWER



DESSERT TABLE




ICE CREAM CONE TABLE




SUNDAE TABLE



BILLBOARD SIGNS



PLACE SETTINGS



“Strawberry, vanilla and chocolate chip, too! Satin Slipper Sweet Shoppe has sweet treats for you!” chanted Scoops happily as she got ready for opening day at the Satin Slipper Sweet Shoppe. She knew her pony friends always enjoyed her delicious ice cream desserts. But when she opened the door to the shop, no ponies were in sight! “They don’t know the shop is open!” thought Scoops. Quickly, she flew high above the Satin Slipper Sweet Shoppe. She wove a ray of sunshine into the shape of an ice cream cone and rolled a fluffy, white cloud on top of the shining cone. As a final touch, she sprinkled rainbow dew on the cloud to make it sparkle like colorful candy sprinkles. The ponies saw the gigantic ice cream cone floating in the sky and eagerly followed it to the Satin Slipper Sweet Shoppe. “Roseberry ice cream with rainbow sprinkles, please!” cried North Star to Scoops. “A hot fudge sundae with strawberry ice cream for me, please,” said Slugger. Kicking her heels with delight, Scoops created the delectable desserts and happily served them to the excited ponies. “Hooray for Scoops and the Satin Slipper Sweet Shoppe!” cried the ponies as they nibbled their sweet treats. They couldn’t wait to see what tomorrow’s ice cream special-of-the-day would be!