




The Invisible Hook™



SECRET INSTRUCTIONS



Crate Escape™



SECRET INSTRUCTIONS

MAGICIAN'S S·E·C·R·E·T

Always read the directions for your trick all the way through before practicing!

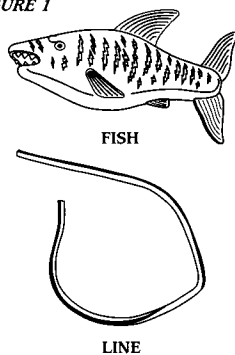
THE TRICK

You, the Magician, show your audience a fish and a line. You tell your audience you have an invisible hook on the end of the line with which you will catch the fish. You insert the line into the fish's mouth and, holding the end of the line, show the fish dangling from it! You release the fish from the line and ask an audience member if he or she would like to try and catch the fish. But time and time again, each audience member will try ... and then fail! Why is it only YOU can hook this fish?

THE PROPS

Your trick includes the fish and the line. See Figure 1.

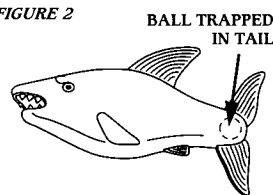
FIGURE 1



THE SECRET

Inside your fish there is a tiny ball trapped in the tail (see Figure 2).

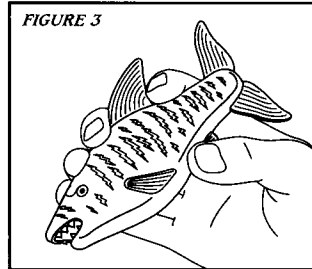
FIGURE 2



The ball may already be loose from its hiding place. To check, shake the fish a couple of times. If the ball is loose, you will hear it rattle. If not, follow along to learn how to trip this gimmick:

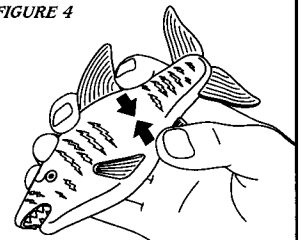
Hold the fish as shown in Figure 3, with its head tilted slightly down.

FIGURE 3



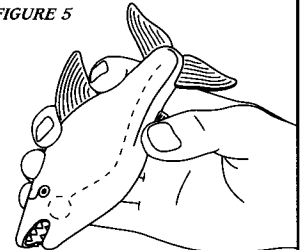
Gently squeeze the top and bottom of the fish as shown in Figure 4. This will release the ball from its hiding place in the tail.

FIGURE 4



SQUEEZE TOP AND BOTTOM AS SHOWN

FIGURE 5



BALL DROPS TO FISH'S MOUTH

You don't have to squeeze the fish very much! If you tilt the fish's head all the way down, the ball will come to rest in its mouth (see Figure 5).

THE TRICK

The "Great Bamboozle," a small-time escape artist, is slid through a slot into a clear crate from which there is no escape. You, the magician, hand the crate around to your spectators as you ask each of them to try to get Bamboozle out of the crate. After each spectator fails, you take the crate with Bamboozle inside and hide it behind you. After only a moment, you produce the crate — empty! Bamboozle is free in your other hand. How did you get him out of the crate?

THE SECRET

The crate has a cleverly concealed secret drawer, which may be opened by grasping and pulling its two diagonally opposite corners as shown in Figures 1A and 1B. When the drawer is opened, Bamboozle's escape is easy!

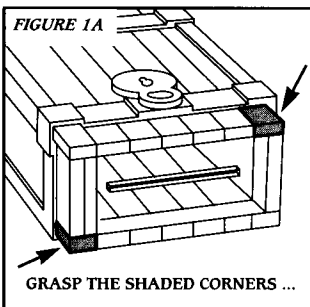



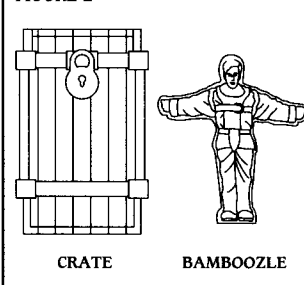
FIGURE 1B



THE PROPS

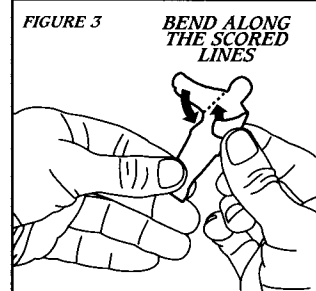
Your trick includes the clear plastic crate and the figure of Bamboozle (see Figure 2).

FIGURE 2



Before you begin, punch out the figure of Bamboozle from its sheet and discard the waste. Bend Bamboozle's arms as shown in Figure 3. Place the closed crate and the figure of the Great Bamboozle next to each other on

FIGURE 3



your table. You are ready to begin.

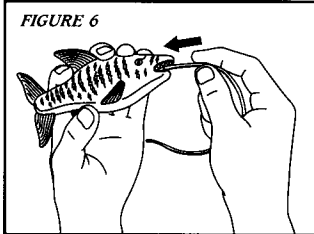
THE PERFORMANCE AND "PATTER"

Say the following to your spectator as you perform the trick. The script or "patter" will help you enhance the effect of the trick:

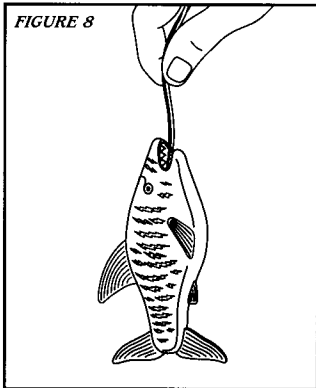
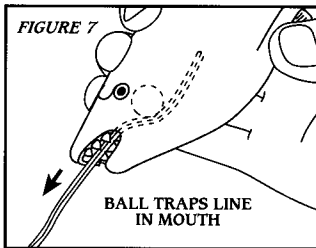
Ladies and Gentlemen, I give you ... (hold up Bamboozle) ... the Great Bamboozle! I'm sure you've all heard of him. What? You've never heard of the Great Bamboozle? He's a very famous escape artist and he's here to perform his very famous Crate Escape trick! Here's his crate, as a matter of fact (hold up the crate). Watch carefully as I fasten Bamboozle into his straitjacket (here you bend Bamboozle's arms into his chest) and as I slide him into the tiny slot in the top of the locked crate (here you hold Bamboozle's

Hold the fish in the left hand. With the right hand, hold the line.

Hold the fish horizontally, making sure the ball is *not* in its mouth. Insert about two inches of the line into the fish's mouth as shown in Figure 6.



Hold the line in place as you tilt the fish so its head is pointing downwards. The ball will roll into the fish's mouth. If you pull gently on the line at this point, the ball will lodge in the fish's mouth along with the line (see Figure 7).



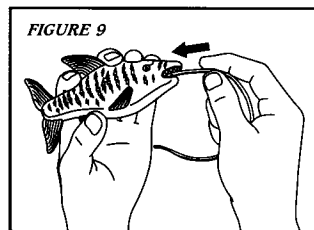
The ball traps the line in the fish's mouth.

When you feel these components are snugly in place, let go of the fish and hold onto the line by itself (see

Figure 8). The fish will swing down and dangle from the line!

For an even more dramatic effect, swing the fish around in a circle a couple of times to show it is really caught on the line.

To release this gimmick, simply hold the fish as shown in Figure 9 and push the line a little back into the fish's mouth. This will push the ball loose, whereupon it will fall back into its position in the tail. At the same time, gently squeeze the fish as described earlier to lock the ball into its hiding place




(be sure to casually check to make sure the ball is no longer loose inside the fish). When you hand the fish to an audience member, he or she will try but won't be able to duplicate this feat!

THE SECRET PREPARATION

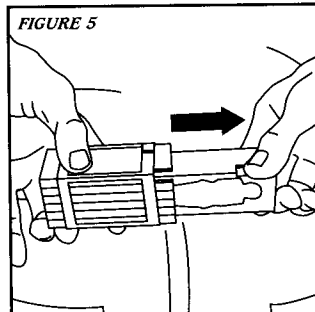
Before your performance, practice catching and releasing the fish a few times so that your movements for tripping the gimmick become fluid and subtle. Learn to handle the fish so that the ball inside makes the least possible noise. Most importantly, practice different ways of distracting your audience so they don't see you squeezing the fish. For example, when you remove the line from the fish's mouth, look at it as you hand it to your spectator

bent arms closed and slide him into the slot in the crate as shown in Figure 4). See



how his arms are now slightly open inside the crate? He's trying to get out of his strait-jacket, but his open arms will keep him from sliding back out of the slot. Now I'll tell you a secret: Bamboozle doesn't have much time. Soon the air will run out for him inside the crate. Do you think you can get him out of here? (Hand

the crate around to your spectators and watch them fail, one by one) Oh, no! He's running out of time! Let's see if I can help him. (Take the crate and put it behind your back. Open it by grasping the diagonal corners and pulling out the secret drawer as shown in Figure 5. You can



make the effect more dramatic if you pretend to struggle as you open the crate. Take out Bamboozle, slide the drawer back in and bring Bamboozle and the crate from behind your back, holding them in separate

while you squeeze the fish to reset the gimmick. Your spectator will look at the line and not at the fish! Keep up your patter to cover any sound the ball may make!

Before you begin your performance, make sure the gimmick has been tripped in the fish and that the ball is loose inside! This way, you won't risk your audience seeing you make any suspicious moves. The line should be next to the fish, on your table. You are ready to begin.

THE PERFORMANCE AND "PATTER"

Say the following to your spectator as you perform the trick. The script or

"patter" will help you enhance the effect of the trick:

If you know anyone who likes to fish, you always hear about the one that got away. I used to have that problem. I couldn't catch a fish to save my life. But then I got this Invisible Hook! (Here you pretend to hold a hook in your fingers.) I just tie the Invisible Hook on the end of my fish line ... (pick up the line and pretend you are fastening a hook to the end of it) ... then I catch my fish! (Pick up the fish, insert the line, tilt the fish so the ball falls into its mouth, tug on the line so it catches. Hold the line so the fish is


dangling from it.) Pretty neat, huh? (Now push the line back in a little so the ball falls back inside the fish's body and the line becomes free. Remove the line and hand it to your spectator. He or she will be looking at the line while you gently squeeze the fish to entrap the ball in its hiding place once again.) Want to try the Invisible Hook? (Give the fish to your spectator, who will ultimately fail to catch it.) Oh, dear. You seem to be floundering. Oh, look, you're using the wrong end. (Take the fish and line from your spectator, turn the line around and catch the fish.) See? (Now release

it, hiding the gimmick and hand the trick back to your spectator, who won't be able to do it!)



©1995 Milton Bradley Company.
All Rights Reserved. 4574-1

Milton Bradley Company
P.O. Box 1247
East Longmeadow, MA 01028



hands as shown in Figure 6) Ta-Da! The Great Bamboozle escapes again!

For a new twist on your Crate Escape trick: Insert a dollar (or a bill of higher value) into the crate and tell a friend he or she may have it IF he or she can get it out of the crate within a certain period of time — say, three minutes or less.



©1995 Milton Bradley Company.
All Rights Reserved. 4560-1

Milton Bradley Company
P.O. Box 1247
East Longmeadow, MA 01028