



Magic Glamour Party™

Ages 3 & Up

WARNING: Contains small parts which pose a choke hazard for children under the age of three.

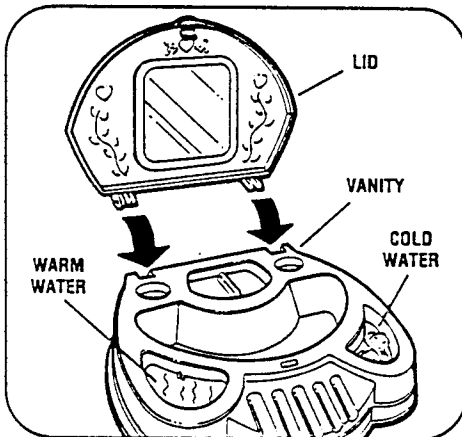
Thank you for purchasing the Playskool Magic Glamour Party. Please save this instruction sheet for future reference. If you have questions, comments or concerns about this product, please call Playskool toll-free at 1-800-PLAYSKL.

Remove all pieces from plastic bags, then discard bags immediately.

Includes: vanity; color-change items: nail polish bottle, 10 fingernails, perfume bottle, compact, makeup brush, and jar; bracelet; 2 charms; ring; comb; and nail file. **NOTE:** THIS IS A TOY AND DOES NOT CONTAIN REAL MAKEUP.

NOTE TO PARENTS: Hand wash all individual play pieces in a solution of mild dishwashing liquid and water before using.

VANITY LID ASSEMBLY




1. With the mirror facing inside, snap the hinges on the lid into the top of the vanity as shown.

TO PREPARE VANITY

1. Place cold water and ice cubes in reservoir on one side of vanity. Place warm water in reservoir on other side of vanity.

TO MAKE PRETEND NAIL POLISH APPEAR

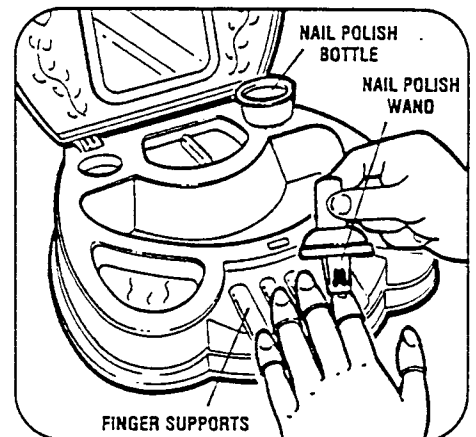


1. Fill the nail polish bottle with ice cold water. Pretend "nail polish" will magically appear!

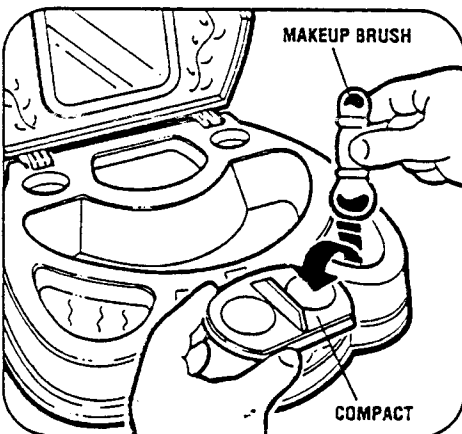
2. Slip the fingernails over your fingers as shown. For easiest application and best results, place your fingers in the finger supports on the front of the vanity.

3. Dip the nail polish wand in the nail polish bottle (filled with ice cold water) and the wand will change color! Touch the tip of the wand to each of the fingernails. Continue to apply the ice cold water until the nails turn pink! (Several applications may be necessary.)

4. You may also dip the fingernails directly into the cold water reservoir on the vanity for color-change results.



TO MAKE PRETEND MAKEUP APPEAR

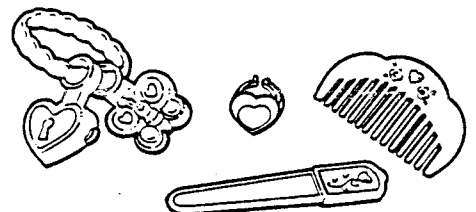


1. Dip either end of the makeup brush into the cold water reservoir on the vanity. Touch the tip to either side of the compact (one side is purple, one side is blue) to make pretend "makeup" appear. (Several applications may be necessary.)
2. Fill the perfume bottle and face cream jar with ice cold water. Pretend "perfume" and "face cream" will magically appear!

TO MAKE COLORS DISAPPEAR:

Immerse fingernails, nail polish bottle, perfume bottle, compact, wand and face cream jar into warm water until colors disappear. Dry pieces thoroughly.

OTHER PLAY FEATURES:



1. To complement your fingernails, the vanity comes with sparkling jewelry for you to wear — a bracelet with 2 charms, and a ring! There's also a comb for your hair, and a play nail file.
2. All play pieces store neatly inside the vanity!

IMPORTANT INFORMATION FOR PARENTS

When the ice cold water is removed, the fingernails and makeup will disappear. If the fingernails retain the pink color, immerse them in warm water that will warm them to approximately 95°F about the same temperature as warm bath water. Make sure they soak for at least 30 seconds.



For future reference, our toll-free consumer service number is also located on this product.