

# THE KNIGHT'S PUZZLE™

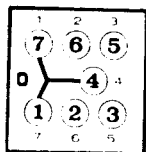
## Instructions

Re-arrange the discs to the positions shown in Figure 1, to work the first puzzle. Re-arrange to the positions shown in Figure 2, for the second puzzle, etc.

Discs can be removed from the puzzle by removing the small slide which is located halfway between #1 and #7. Discs may then be re-arranged. Replace all discs and the slide before resuming play.

You may go through all four puzzles in the sequence shown. If successful, your discs will be back in their original starting positions after you have solved Puzzle #4.

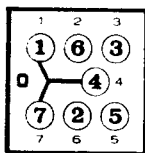
The correct starting position for Puzzle #1 is shown by the fixed numbers printed on the puzzle. (Always replace the slide before starting.)



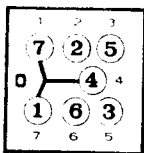
1 Time:

2-15 min.

5-30 min.



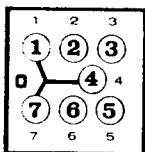
2



3

10-90 min.

4-8 hours



4