

FINAL FLIGHT™



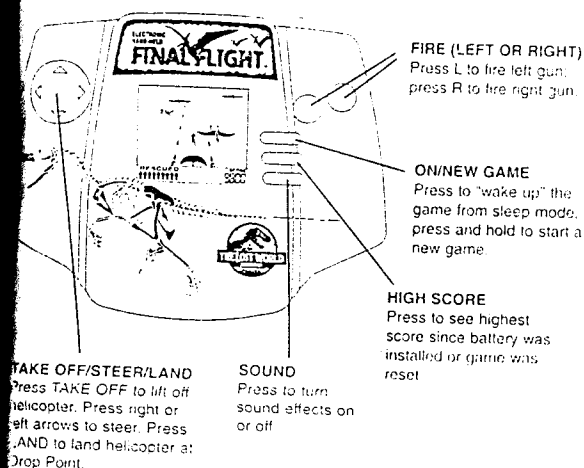
INSTRUCTIONS

IMPORTANT! If this game malfunctions, press both FIRE buttons, the HIGH SCORE button and the SOUND button at the same time to reset it; or try a new battery. Note: This will erase the high

Object

Rescue people by helicopter as you shoot down or dodge attacking dinosaurs. Advance to the next level by scoring points. Complete all 10 levels of play!

A Look at Your Game Unit



Game Summary

Each level of play is a mission to rescue people and fly them to the Drop Point. To rescue people, shoot or dodge flying pteranodons who threaten your helicopter, and shoot raptors who threaten the people below!



Pteranodon



Raptor

You accumulate points for shooting dinosaurs and for rescuing people. If you have enough points when you reach the Drop Point, you'll advance to the next level. If not, you must fly to the next Drop Point

and score more points along the way. You may have to fly to several Drop Points before you can advance.

The 10 Levels of Play

Your current level number appears at the bottom right corner of the screen. The higher the level, the more people and dinosaurs! The dinosaurs attack faster and more often, so you'll get more ammo. Use it wisely! If you run out, the higher levels will be extra-tough!

The chart below explains how much ammo you get (at each Drop Point, ammo is reloaded up to the amount on the chart), and how many points you need to advance to the next level.

How to Play

Level	Ammo Between Drop Points	Points Needed to Advance
1	20	3,000
2	30	4,000
3	30	5,000
4	30	6,000
5	40	7,000
6	40	8,000
7	50	9,000
8	50	10,000
9	60	11,000
10	60	

GETTING STARTED

Waking up the Game: If no buttons are pressed for one minute, the game will go into "sleep mode." To "wake up" the game, press the ON/NEW GAME button.

STARTING A NEW GAME

Press ON/NEW GAME and hold it in for a couple of seconds. The nose of the helicopter will appear on the bottom of the display.

TAKE OFF!

Press TAKE OFF to start your helicopter flying. You'll see pteranodons flying toward the helicopter, and raptors and people running below.

STEER!

To steer your helicopter, press the left and right arrows (between TAKE OFF and LAND). You must steer to rescue people, fire at or dodge dinosaurs, and reach a Drop Point.

RESCUE PEOPLE!

To rescue people, fly to the bottom of the screen and press the fire button. People will appear on the bottom of the screen.

FIRE AT DINOSAURS OR DODGE THEM!

To fire: Fire at a pteranodon or a raptor by pressing the left (L) or right (R) fire button. If you hit your target it will disappear, and you'll score 100 points. Note: People are never hit – they disappear only when you rescue them.

Shooting pteranodons will keep them from hitting your helicopter; shooting raptors will tranquilize them so they won't attack the people you're trying to rescue!


To dodge: If you're running low on ammo, try to steer away from pteranodons attacking your helicopter. (You don't need to dodge raptors, since they're on the ground below.) It's impossible to predict the flight pattern of a pteranodon — you'll need quick reactions to avoid one, or it may hit your helicopter!

Getting hit: If a pteranodon hits your helicopter, a GAME OVER message will flash on the bottom of the screen. Press TAKE OFF to start again! On Level 1, you'll start the game over. On higher levels, you'll start from the beginning of that level.

REACHING THE DROP POINT

At the Drop Point, you'll automatically drop off all rescued people and pick up ammo. You'll score 100 points for each person dropped off.

When you approach the Drop Point, steer toward the middle and press LAND. Try not to miss! If you do, you'll have to fly to the next Drop Point without reloading ammo!



At the Drop Point, your score for the current level will appear at the bottom right corner of the screen.

KEEP GOING!

Press TAKE OFF to start flying again. If you've scored enough points to advance, you'll automatically begin the next level!

Keep flying, rescuing, dodging and firing! The ultimate goal is to complete Level 10.

HIGH SCORE

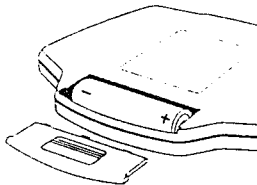
Press HIGH SCORE to see the highest score since the battery was installed or the game was reset. The highest score possible is 19,999.

After the high score appears, your score for the current level will appear.

REPLACING THE BATTERY

This game is powered by one AA size battery. For extra-long life, use an alkaline battery. DO NOT USE A RECHARGEABLE BATTERY.

1. Remove the battery cover.
 2. Place one AA size battery into the compartment, matching the "+" and "-" symbols inside.
- Replace the battery cover.



CAUTION: To Avoid Battery Leakage

- Be sure to insert the battery correctly and always follow the toy and battery manufacturers' instructions.
- Always remove exhausted or dead batteries from the product.

MAINTENANCE

- Handle the game carefully.
- Store the game away from dusty or dirty areas.
- Keep the game away from moisture or temperature extremes.
- Do not disassemble the game. If a problem occurs, remove the battery or reset the game.

Milton Bradley Company
P.O. Box 1247
East Longmeadow, MA 01028

© 1996 Milton Bradley Company. All Rights Reserved.

THE LOST WORLD: JURASSIC PARK TM & ©
1996 Universal City Studios, Inc. and Amblin
Entertainment, Inc. All Rights Reserved. Licensed
by MCA Universal Merchandising, Inc.
4794

P/N 82334900 REV A