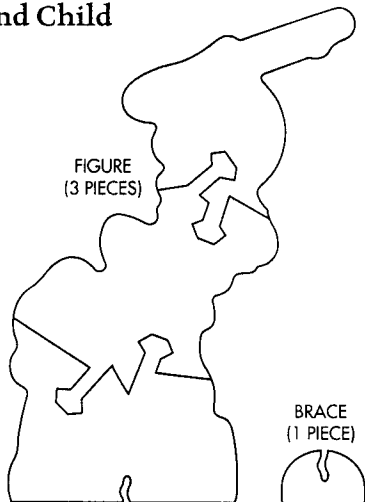


Getting Started

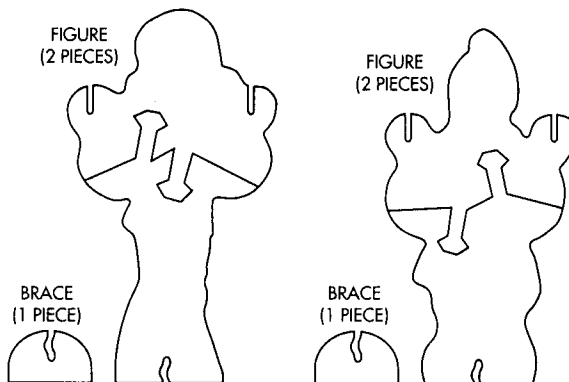
Carefully remove the puzzle pieces from the cardboard sheet and the box platform. Separate the puzzle pieces from one another and then mix them up. Discard waste.

Contents: 1 Clopin and Child Figure, 1 Djali Figure, 2 Chair Bearer Figures, 1 Quasimodo Figure, 1 Carrier with Townspeople

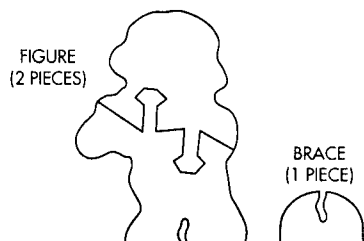
Clopin and Child



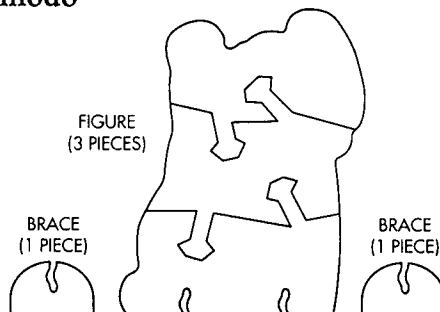
The 2 Chair Bearers




Djali



Quasimodo



The Carrier/ Townspeople

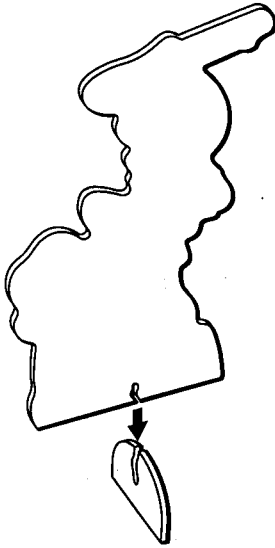


Assemble Clopin and Child

(Total Pieces: 4)

Step 1:
Fit together the
3 figure pieces.

Step 2:
Slide the figure into
the slot in the brace.

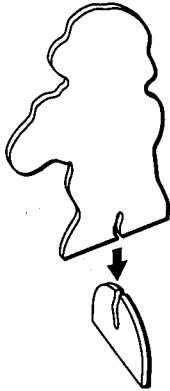


Assemble Djali

(Total Pieces: 3)

Step 1:
Fit together the
2 figure pieces.

Step 2:
Slide the figure into
the slot in the brace.




Assemble the 2 Chair Bearers

(Total Pieces: 6)

Step 1:
Fit together the 4 figure pieces.

Step 2:
Slide each figure into the slot in its brace.




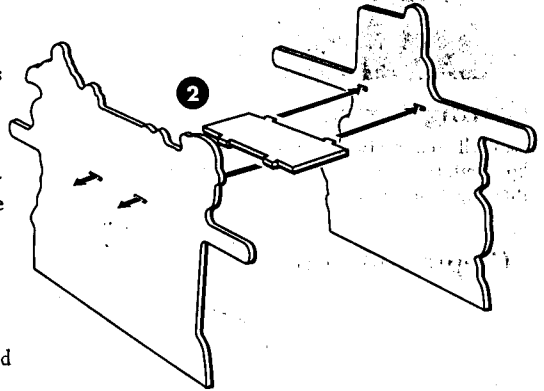
Assemble the Carrier/Townspeople

(Total Pieces: 14)

Step 1:
Fit together the 13
carrier/townspeople pieces
to form the two sides of
the carrier.

Step 2:
Slide the 4 tabs of the chair
bottom into the slots in the
carrier sides.

Step 3:
To stand the carrier up,
slide the 4 handles of the
assembled carrier into the
top slots in the 2 assembled
chair bearers.



Assemble Quasimodo

(Total Pieces: 5)

Step 1:
Fit together the 3 figure pieces.

Step 2:
Slide the figure into the slots in the 2 braces.

Step 3:
Place the assembled Quasimodo figure
on the carrier chair bottom.

Congratulations!
You did it!

