



Fold'n Travel™ Infant Carrier

For infants up to 18 lbs.

CAUTION

- NEVER use carrier as a car seat. This product WILL NOT prevent injury in sudden stops or accidents.
- DO NOT use carrier on table or countertop—infant movement may cause carrier to fall and cause injury.
- NEVER leave child unattended in carrier.
- DO NOT exceed carrier's maximum supporting weight—18 pounds.
- ALWAYS secure infant in carrier with waist and crotch straps.



Dear Parent,

Thank you for purchasing the Fold 'n Travel Infant Carrier from our innovative selection of Juvenile Products. We're confident you will enjoy the convenience—and your baby will enjoy the comfort—of this quality product. If you have any questions or comments, please call 1-800-PLAYSKL.

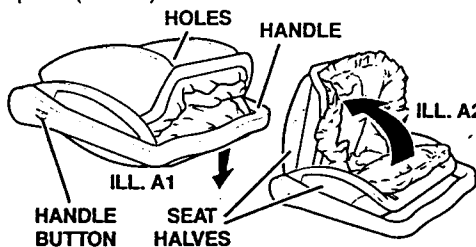
Sincerely,

Your Friends at Playskool Baby

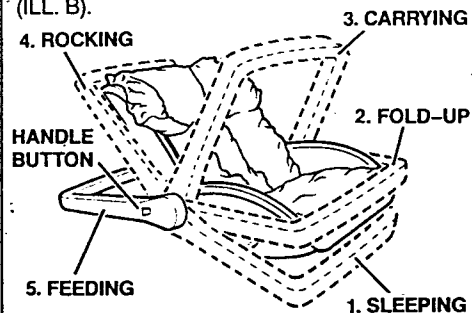
INSTRUCTIONS

No assembly required.

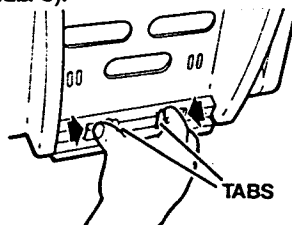
A) TO OPEN THE INFANT CARRIER from its folded position, place carrier so that holes on bottom face up. Press the two handle buttons at the same time, and move the handle down (ILL. A1). Then, open seat halves until they click into place (ILL. A2).



B) CHANGING POSITIONS is easy! Just press the two handle buttons at the same time and move the handle to the position you desire (ILL. B).



C) TO FOLD UP THE CARRIER, move the handle between the no. 2 and no. 1 positions (positions are shown in illustration B). Find the tabs underneath the carrier. Squeeze tabs together and fold up seat halves. Move the handle to the no. 2 position to lock the carrier closed (ILL. C).



D) TO HELP ENSURE YOUR CHILD'S SAFETY while in the infant carrier, please make sure baby is seated properly and secured with the waist and crotch straps and buckle (ILL. D).

