

IT IS RECOMMENDED THAT YOU DRAIN ALL THE WATER FROM THE TANK AND HOSE WHEN YOUR CHILD IS FINISHED PLAYING, AND STORE THE TOY IN A COOL, DRY PLACE.

Ages 2 & Up



Fill 'n Wash Station™

Instructions

Thank you for purchasing Playskool's Fill 'n Wash Station! Your child will enjoy playing with this toy with or without water for year-round fun. Please save this instruction sheet for future reference. If you have any questions, comments or concerns about this toy, please call Playskool toll-free at 1-800-PLAYSKL. For future reference, our toll-free consumer service number is also located on this product.

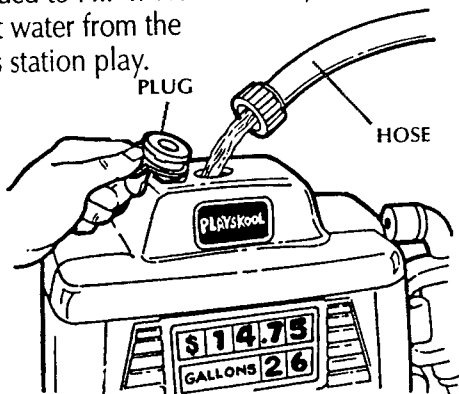
Includes fully assembled tank with hose and pump handle, bucket with handle, and squeegee/sponge tool.

GAS STATION PLAY

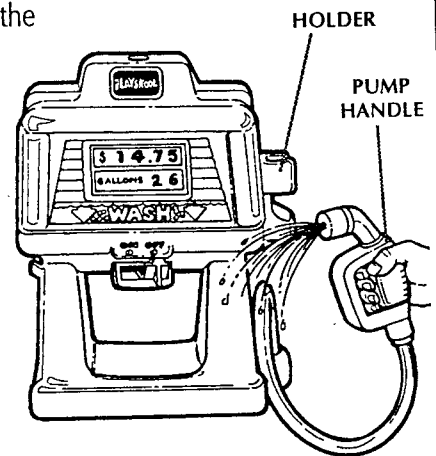
1. When water is added to Fill 'n Wash Station, your child can squirt water from the pump handle for gas station play.

The tank holds approximately 2½ gallons of water when filled.

To fill the tank, unsnap the plug on top of the tank, add the water, and snap the plug in place.



2. After filling the tank with water, your child can squeeze the pump handle to squirt water. It will take about 10 squeezes to draw the water through the hose and into the handle. Note: We suggest that you place the pump handle on the holder when it's not being used. If you leave the pump handle on the ground, the water will drain from it and empty the tank.




CAR WASH PLAY

Fill 'n Wash Station comes with a bucket and squeegee/sponge tool for car washing play. To fill the bucket with water, slide the lever to "ON". To stop the water, slide the lever to "OFF".

Your child can use the squeegee/sponge tool with the bucket of water for washing and wiping play. When the tool isn't being used, it can be hooked on the side of the tank.

Note: It is recommended that you squeeze the water from the sponge when your child is finished playing. If the sponge needs to be cleaned, you can wash it with mild soap and water.



CAUTIONS FOR PARENTS:

Water can become very hot inside the tank or hose if left for an extended period of time in direct sunlight. After each use, we advise you to drain the water from the tank and hose, and store the toy in a cool, shady area. The tank should be filled with WATER ONLY. Make sure sand does NOT get into the tank or the hose, as it may affect the function of the toy.

